



ARABIC

VERBS & ESSENTIALS OF GRAMMAR

THIRD EDITION

UNDERSTAND

grammar quickly and easily

FIND

the verb you need in the Top 400 Index

LEARN

correct usage through real-life examples

JANE WIGHTWICK • MAHMOUD GAAFAR

A practical guide to the mastery of Arabic

You get the link on our page

vk.com/lingualib



Expand Your World Through Language

Streaming Audio Tutorials Provide Tips and Pronunciation Models 

ARABIC

VERBS & ESSENTIALS OF GRAMMAR

THIRD EDITION

UNDERSTAND

grammar quickly and easily

FIND

the verb you need in the Top 400 Index

LEARN

correct usage through real-life examples

JANE WIGHTWICK • MAHMOUD GAAFAR

A practical guide to the mastery of Arabic



ARABIC

Verbs & Essentials of Grammar

Third Edition

Jane Wightwick, Mahmoud Gaafar



New York Chicago San Francisco Athens London Madrid
Mexico City Milan New Delhi Singapore Sydney Toronto

Copyright © 2018 by McGraw-Hill Education. All rights reserved. Except as permitted under the United States Copyright Act of 1976, no part of this publication may be reproduced or distributed in any form or by any means, or stored in a database or retrieval system, without the prior written permission of the publisher.

ISBN: 978-1-26-003100-3

MHID: 1-26-003100-4

The material in this eBook also appears in the print version of this title: ISBN: 978-1-26-003099-0, MHID: 1-26-003099-7.

eBook conversion by codeMantra
Version 1.0

All trademarks are trademarks of their respective owners. Rather than put a trademark symbol after every occurrence of a trademarked name, we use names in an editorial fashion only, and to the benefit of the trademark owner, with no intention of infringement of the trademark. Where such designations appear in this book, they have been printed with initial caps.

McGraw-Hill Education eBooks are available at special quantity discounts to use as premiums and sales promotions or for use in corporate training programs. To contact a representative, please visit the Contact Us page at www.mhprofessional.com.

McGraw-Hill Education Language Lab App

Audio tutorials are available in our unique Language Lab app to support your study of this book. Go to www.mhlanguage.com to access the online version of the application, or to locate links to the mobile app for iOS and Android devices.

Note: Internet access required for streaming audio.

TERMS OF USE

This is a copyrighted work and McGraw-Hill Education and its licensors reserve all rights in and to the work. Use of this work is subject to these terms. Except as permitted under the Copyright Act of 1976 and the right to store and retrieve one copy of the work, you may not decompile, disassemble, reverse engineer,

reproduce, modify, create derivative works based upon, transmit, distribute, disseminate, sell, publish or sublicense the work or any part of it without McGraw-Hill Education's prior consent. You may use the work for your own noncommercial and personal use; any other use of the work is strictly prohibited. Your right to use the work may be terminated if you fail to comply with these terms.

THE WORK IS PROVIDED "AS IS." MCGRAW-HILL EDUCATION AND ITS LICENSORS MAKE NO GUARANTEES OR WARRANTIES AS TO THE ACCURACY, ADEQUACY OR COMPLETENESS OF OR RESULTS TO BE OBTAINED FROM USING THE WORK, INCLUDING ANY INFORMATION THAT CAN BE ACCESSED THROUGH THE WORK VIA HYPERLINK OR OTHERWISE, AND EXPRESSLY DISCLAIM ANY WARRANTY, EXPRESS OR IMPLIED, INCLUDING BUT NOT LIMITED TO IMPLIED WARRANTIES OF MERCHANTABILITY OR FITNESS FOR A PARTICULAR PURPOSE. McGraw-Hill Education and its licensors do not warrant or guarantee that the functions contained in the work will meet your requirements or that its operation will be uninterrupted or error free. Neither McGraw-Hill Education nor its licensors shall be liable to you or anyone else for any inaccuracy, error or omission, regardless of cause, in the work or for any damages resulting therefrom. McGraw-Hill Education has no responsibility for the content of any information accessed through the work. Under no circumstances shall McGraw-Hill Education and/or its licensors be liable for any indirect, incidental, special, punitive, consequential or similar damages that result from the use of or inability to use the work, even if any of them has been advised of the possibility of such damages. This limitation of liability shall apply to any claim or cause whatsoever whether such claim or cause arises in contract, tort or otherwise.

Contents

Introduction

1. The Arabic root system

Part One: Arabic Verbs

2. Regular verbs: The basic tenses
3. Irregular verbs: Introduction
4. Irregular verbs: Verbs with *waaw* or *yaa'* as a root letter
5. Irregular verbs: Doubled verbs
6. Irregular verbs: Verbs with *hamza*
7. Derived forms of verbs: Introduction
8. Derived forms II–IV
9. Derived forms V–VI
10. Derived forms VII–X
11. Essentials of making sentences with verbs
12. Verbs in the subjunctive
13. Verbs in the jussive (incl. the imperative)
14. Making verbs negative
15. Making verbs passive
16. Verbal nouns and other verbal constructions
17. Verbs in the dual
18. Verbs with four root letters (*quadrilaterals*)
19. Some unusual common verbs

Part Two: Arabic Essentials of Grammar

20. The article and personal pronouns
21. Genders
22. Sentences without verbs
23. Describing things
24. Describing position (prepositions of place)
25. Plurals
26. Describing possession
27. Questions and relative clauses
28. The dual

Appendixes

- (i) Arabic alphabet and pronunciation
- (ii) Grammatical case endings
- (iii) Numbers

Verb Index: 400 Arabic verbs for easy reference

Arabic–English

English–Arabic

Introduction

Arabic Verbs and the Essentials of Grammar is intended for beginning and intermediate learners of Arabic. You could be studying in a group or by yourself. This guide covers most of what you will need to know about Arabic verbs during your study of modern Arabic, and also provides a useful summary of the main grammar points.

We are assuming a basic knowledge of the Arabic script as it is not possible to teach this skill within the parameters of this guide. However, to help you we have also included transliteration throughout, using a simplified system (see Appendix (i), [page 124](#)).

Arabic Verbs and the Essentials of Grammar also includes a comprehensive *Verb Index* listing 400 high-frequency Arabic Verbs (including all those in this book). The index will enable you to look up individual verbs in Arabic or English alphabetical order and find out their pronunciation, root letters and type. You will then be able to reference them to the relevant sections in this book.

This is a study aid rather than a course. However, there is progression in the two main parts of the book, or you can simply dip in to brush up on a particular area.

Authors' Tutorials

This third edition also includes companion audio *Authors' Tutorials*. These are friendly talks which will help you to understand the system of Arabic roots, and introduce you to the variations that these can produce.

Access the *Authors' Tutorials* in the McGraw-Hill Education Language Lab, available at mhlanguagelab.com and in the app store.

Chapters that include audio *Authors' Tutorials* are marked with this symbol: 

We hope you find this guide a useful tool in your study of Arabic.

مُفْتَحٌ

عَلَى

1 The Arabic root system

The key to understanding how Arabic grammar works is in its system of roots. Once you understand how roots work, you can start to identify which are the root letters of a word and understand the patterns they produce. You will then be able to form the different structures following the patterns and use your knowledge to pronounce words correctly and to guess at the meaning of vocabulary.

We can begin by looking at some English words:

necessary
unnecessary
necessitate
necessarily
necessity

As a speaker of English, you can see that these words are connected in meaning. You see the combination of letters “necess” and you know that this word is connected with the meaning of “needing.” You can recognize the extra letters on the beginning and end of the word as additional to the meaning: *un-* meaning “not”; the ending *-ity* showing that the word is a noun; *-ly* that it is an adverb, etc.

Now look at these Arabic words:

كتب (*kataba*) he wrote
كتاب (*kitaab*) book
مكتب (*maktab*) office
يكتب (*yaktub*) he writes
كاتب (*kaatib*) writer

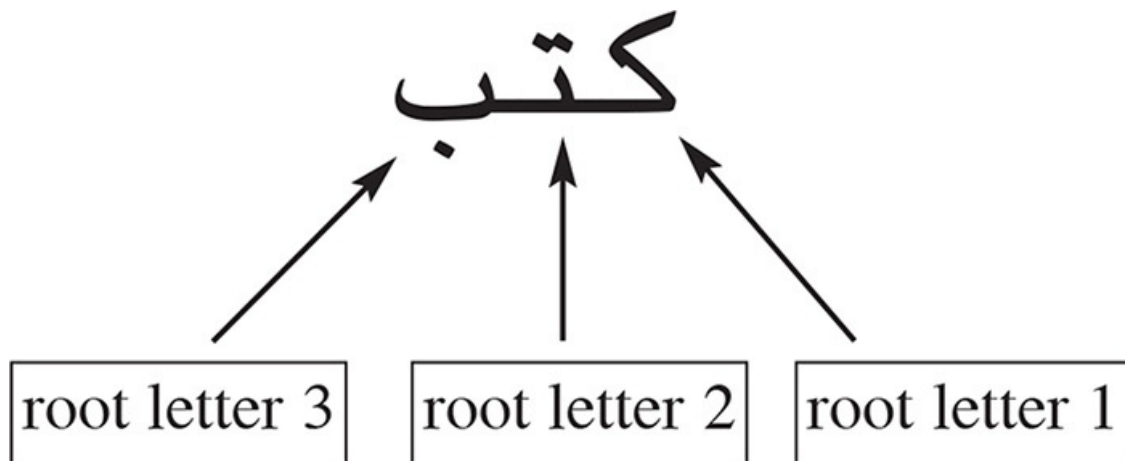
Can you spot the three Arabic letters that appear in each of the words on the

previous page? You should be able to see that these letters appear in all the words:

1. ك (*kaaf*) 2. ت (*taa'*) 3. ب (*baa'*)

(Look at *Appendix (i)* if you need to remind yourself of the Arabic alphabet.)

Notice that the letters appear in the same order in all of the words: the *kaaf* comes first, then the *taa'*, and finally the *baa'*. These three letters, in this order, are the root.



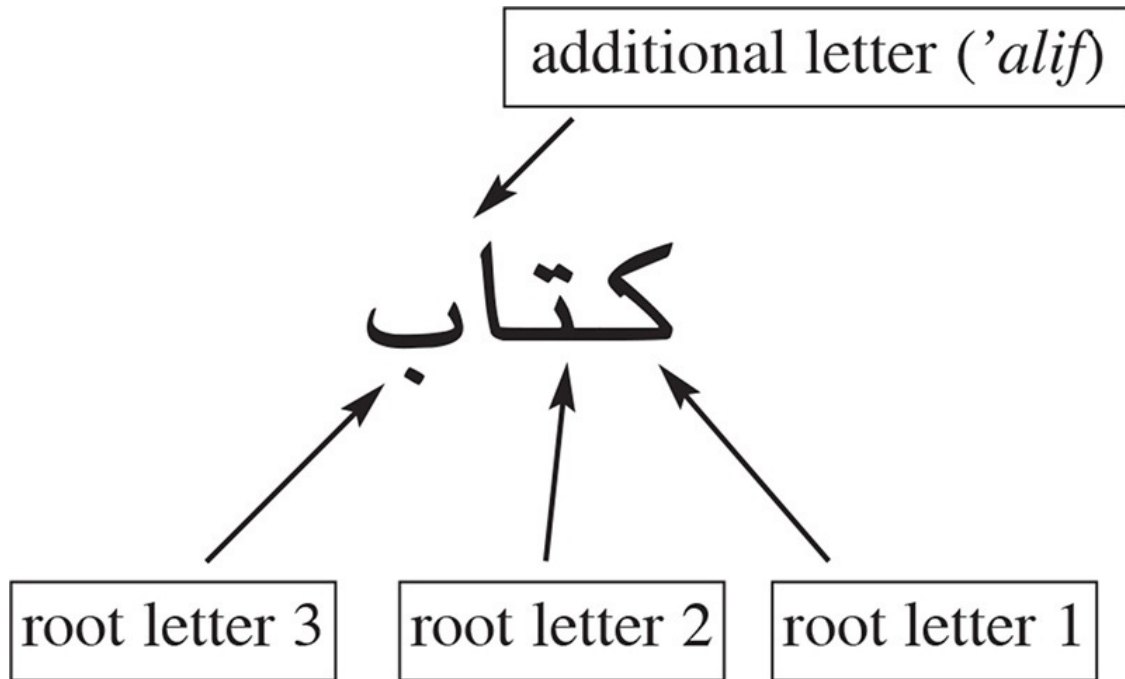
Look back at the previous page again and see if you can spot these three root letters in all the words. Notice that sometimes there are other letters as well as the root letters, but the root letters will always appear in the same sequence.

The root sequence we have looked at (*kaaf, taa', baa'*) is connected with the meaning of “writing.” Whenever you see a word with this root, it probably has something to do with writing. The root letters mushroom into many different possible words. For example, when the root letters are put into a particular pattern with the letter *miim* م at the front, the meaning becomes “a place of writing,” or “a desk/an office”:

مكتب (*maktab*)

The vast majority of Arabic words contain three root letters, as in the example above. Much of Arabic grammar is concerned with manipulating the three root letters into different patterns. If you look back at the English words on the first page of this chapter, you will see that most of the changes take place at the

beginning and the end of the word, leaving the core untouched. Arabic, on the other hand, adds letters, or combinations of letters, between the root letters, as well as on the beginning and end. Look at the word for “book” (*kitaab*):



As a symbol to represent the three root letters of any word, Arabic grammar uses the letters **فعل** (f/ع/l). So the word for “office” – **مَكْتَب** (*maktab*) – is the **مَفْعَل** (*maf' al*) pattern; i.e., the root letters have ma (مَ) before them, a *sukuun* (◌ْ) over the first root letter and a *fatHa* (◌َ) over the second root letter. In the same way, the word **كِتَابَة** (*kitaaba*) would be the **فِعَالَة** (*fi' aala*) pattern, **كُتُب** (*kutub*) would be the **فُعُل** (*fu' ul*) pattern, etc. In the first chapters of the book, we have tried to also use other common words to illustrate the patterns. However, later we have introduced more examples using **فعل**, since this is the convention understood most widely by both native speakers and Arabists.

You will find the root system very helpful once you have understood the concept and been introduced to some of the more common patterns. Native Arabic speakers have an instinctive understanding of how their language works, but as a learner you will need to approach it more methodically. Soon you will begin to see the pattern and the shape of words, and the structure of the language will start to become apparent.

Using a dictionary

It is worth adding a note about how to use an Arabic dictionary. It is possible to put Arabic in strict alphabetical order as we do in English, and this is becoming more common in the age of computerized alphabetization (see [page 124](#) for the order of the Arabic letters). However, the most widely used dictionary for learners (*A Dictionary of Modern Written Arabic*, Hans Wehr) uses a system based on the *root* letters of the word. This means all words with the same root letters are grouped together. You will need to try and figure out the root letters of a word before you can look it up in the dictionary. Here is an example, showing the root **كتب** (*katab*):

كتب *kataba u* (*katb*, كتابة *kitāba*, كتيبة *kitba*)
 to write pen writing, note, record, book, register (♣ s.th.); to compose, draw up, indite, draft (♣ s.th.); to bequeath, make over by will (ل ♣ s.th. to s.o.); to prescribe (على ♣ s.th. to s.o.); to foreordain, destine (ل or على ♣ s.th. to s.o.; of God); pass. *kitiba* to be fated, be foreordained, be destined (ل to s.o.) | كتب على نفسه ان to be firmly resolved to ..., make it one's duty to ...; كتب عنه to write from s.o.'s dictation; كتب كتابه (*kitābahū*) to draw up the marriage contract for s.o., marry s.o. (على to) II to make (♣ s.o.) write (♣ s.th.); to form or deploy in squadrons (♣ troops) III to keep up a correspondence, exchange letters, correspond (♣ with s.o.) IV to dictate (♣ ♣ to s.o. s.th.), make write (♣ s.th.) VI to write to each other, exchange letters, keep up a correspondence VII to subscribe VIII to write (♣ s.th.); to copy (♣ s.th.), make a copy (♣ of s.th.); to enter one's name; to subscribe (ل for); to contribute, subscribe (ل ب money to); to be entered, be recorded, be registered X to ask (♣ s.o.) to write (♣ s.th.); to dictate (♣ ♣ to s.o. s.th.), make (♣ s.o.) write (♣ s.th.); to have a copy made (♣ by s.o.)

كتاب *kitāb* pl. كتب *kutub* piece of writing, record, paper; letter, note, message; document, deed; contract (esp. marriage contract); book; الكتاب the Koran; the Bible | اهل الكتاب *ahl al-k.* the people of the Book, the adherents of a revealed religion, the *kitabīs*, i.e., Christians and Jews; كتاب الزواج *k. az-zawāj* marriage contract; كتاب الطلاق *k. at-ṭalāq* bill of divorce; كتاب تعليمي (*ta'limī*) textbook; كتاب الاعتماد *kitab al-ʿiṭād* credentials (*dipl.*); دار الكتب library

كاتب *kutubī* pl. -ya bookseller, book-dealer

مكتبة *kitābkhāna* and كتابخانه *kutubkhāna* library; bookstore

كتاب *kutūb* pl. كاتيب *katātīb*² *kuttab*, Koran school (lowest elementary school)

كتيب *kutayyib* booklet

كتابة *kitāba* (act or practice of) writing; art of writing, penmanship; system of writing, script; inscription; writing, legend; placard, poster; piece of writing, record, paper; secretariat; written amulet, charm; pl. كتابات writings, essays; كتابة *kitābatan* in writing | بالكتابة written; كتابة بدون *bi-dūn k.* unwritten, oral; blank; كتابة التاريخ historiography, historical writing; كتابة الدولة *k. ad-dawla* (*Maḡr.*) secretariat of state; كتابة عامة (*ʿamma*) secretariat general; اسم الكتابة *ism al-k.* pen name, nom de plume; آلة الكتابة typewriter; لغة الكتابة *luḡat al-k.* literary language; ورق الكتابة *warāq al-k.* writing paper

كتابي *kitābī* written, in writing; clerical; literary; scriptural, relating to the revealed Scriptures (Koran, Bible); *kitābī*, adherent of a revealed religion; the written part (of an examination) | اسلوب كتابي (*uslūb*) literary style; غلطة كتابية (*ḡalṭa*) slip of the pen, clerical error; أعمال كتابية clerical work, office work, desk work; الكمال الكتابي (*kamāl*) literary perfection; لغة كتابية (*luḡa*) literary language; موظف كتابي (*muwazzaf*) clerk, clerical worker (of a government office)

كتيبة *katība* pl. كاتيب *katā'ib*² squadron; cavalry detachment; (*Eg.* 1939) battalion, (*Ir.* after 1922) regiment, (later) battalion, (*Syr.*) battalion of armored, cavalry, or motorized, units (*mil.*); (piece of) writing, record, paper, document; written amulet

مكتب *maktāb* pl. مكاتب *makātīb*² office; bureau; business office; study; school, elementary school; department, agency,

The Arabic–English verb index on pages 128–143 of this book is arranged in strict alphabetical order. From this you can identify the root letters for a particular verb, enabling you to look it up in Wehr's dictionary, and other similarly arranged references.



Listen to the *Authors' Tutorial* for a friendly audio introduction to this topic.

Part One:
Arabic Verbs

2 Regular verbs: The basic tenses

Arabic is relatively straightforward when it comes to tenses. Some languages have many tenses and are very specific about the time of an action and whether or not the action has been completed. Arabic grammar is vague about time and there are only two basic tenses:

- The *past* (or *perfect*) الماضي
- The *present* (or *imperfect*) المضارع

The Past

In a simple regular verb, the basic past tense will look like this:

كَتَبَ (*kataba*): (he) wrote

شَرِبَ (*shariba*): (he) drank

حَمَلَ (*Hamala*): (he) carried

The three root letters are all followed by a vowel. In most cases this is all *fatHas* (*kataba/Hamala*), but sometimes the second vowel is a *KaSra* (*shariba*). (In rare cases, the second vowel is a *Damma* (*u*), but you can ignore these verbs since you are not likely to see or use them.)

If we take off the final vowel, this هُوَ (“he”/“it”) part of the verb (third person masculine singular) becomes the base, or *stem* of the past tense. Different endings can be added to this past stem depending on who is carrying out the action (the subject of the verb). So, كَتَبَ (*kataba*) is “he wrote” and كَتَبَ (*katab*) is the past stem. If we add the ending تَ (*tu*) to the stem, it becomes كَتَبْتُ (*katabtu*) – “I wrote”; if we add نَا (*naa*), it becomes كَتَبْنَا (*katabnaa*) – “we wrote,” etc.

Here is a table showing all the endings for the past tense:

	Ending	Example
<i>singular</i>		
أنا I	تُ (tu)	كَتَبْتُ (katabtu)
أنتَ you (masc.*)	تَ (ta)	كَتَبْتَ (katabta)
أنتِ you (fem.*)	تِ (ti)	كَتَبْتِ (katabti)
هُوَ he/it	ـَ (a)	كَتَبَ (kataba)
هِيَ she/it	ـَتْ (at)	كَتَبَتْ (katabat)
<i>plural</i>		
نَحْنُ we	نَا (naa)	كَتَبْنَا (katabnaa)
أَنْتُمْ you (masc. pl)	تُمْ (tum)	كَتَبْتُمْ (katabtum)
أَنْتُنَّ you (fem. pl)	تُنَّ (tunna)	كَتَبْتُنَّ (katabtunna)
هُمْ they (masc.)	ـُوا** (uu)	كَتَبُوا (katabuu)
هُنَّ they (fem.)	نَ (na)	كَتَبْنَ (katabna)

* For an explanation of masculine and feminine genders, see page 107.

** An extra 'alif (ا) is written after the waaw (و) but is *silent*.

Note that you will not meet or need the feminine plurals as often as the masculine plurals. This is because you only use the feminine plural if all the people in a group are female. If the group is mixed male and female, the masculine is used. Therefore, this form is the most important to learn and become familiar with in the first place. There are also different endings for two people (the dual). To make it easier to absorb the basics first, an explanation of the dual and its associated verb endings has been separated. Refer to [Chapters 17](#)

and [28](#) for an explanation of the dual if you need it.

You do not have to use the personal pronouns (he, she, etc.) before the verb as you do in English. If you see an Arabic sentence like this:

كَتَبَتْ رِسَالَةً لِأُمِّهَا. (She) wrote a letter to her mother.

you can tell it is “she” because of the ending of the verb (*katabat*). The sentence could be more specific and say exactly who wrote the letter (the subject of the verb). Then you would see:

كَتَبَتْ فَاطِمَةُ رِسَالَةً لِأُمِّهَا. Fatma wrote a letter to her mother.

Notice that in written Arabic the subject (Fatma) usually comes after the verb (wrote). More explanation of word order can be found in [Chapter 11](#).

The Present

The present is used for an action (or state) which is still going on (unfinished). Whereas the past is formed by adding endings to a stem, the present adds letters on the beginning *and* end of a different present stem to show the subject of the verb. Look first at the present verb below. These letters on the beginning and end are underlined in the third column. Can you identify the stem that appears throughout?

singular

أَنَا I	أَكْتُبُ	'aktub(u*)
أَنْتَ you (masc.)	تَكْتُبُ	taktub(u*)
أَنْتِ you (fem.)	تَكْتُبِينَ	taktubiina
هُوَ he/it	يَكْتُبُ	yaktub(u*)
هِيَ she/it	تَكْتُبُ	taktub(u*)

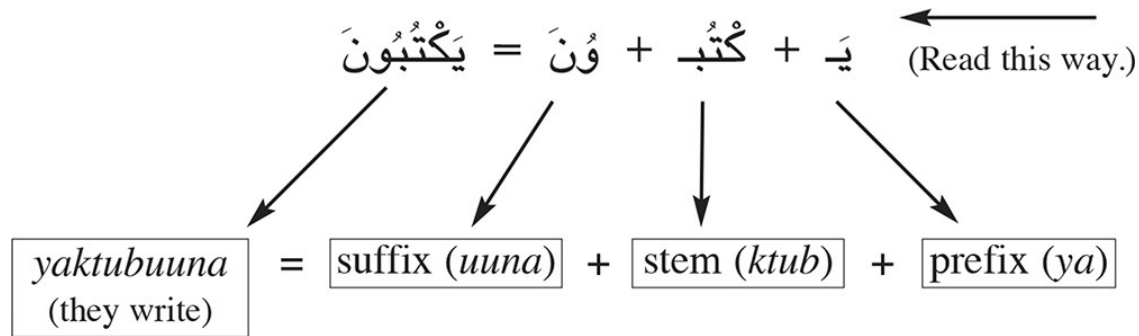
* The final ending (*u*) on some of the verbs above has been put in parentheses because it is not usually pronounced.

plural

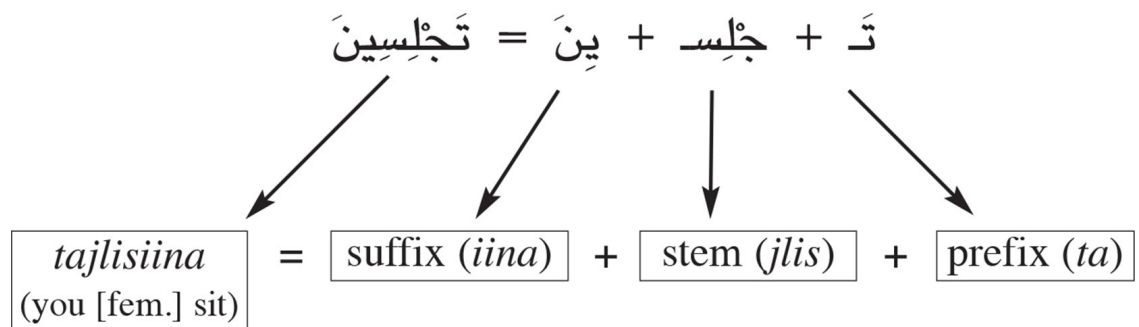
نَحْنُ we	نَكْتُبُ	naktub(u)
أَنْتُمْ you (masc. pl)	تَكْتُبُونَ	taktubuuna
أَنْتُنَّ you (fem. pl)	تَكْتُبْنَ	taktubna
هُمْ they (masc.)	يَكْتُبُونَ	yaktubuuna
هُنَّ they (fem.)	يَكْتُبْنَ	yaktubna

If you look at the table, you can see that the present stem — which appears in all the examples — is **كُتِبَ** (*ktub*): the three root letters *k/t/b*, with no vowel after the first letter and a *Damma* (◌ُ) after the second.

The different letters added on the beginning and end (*prefixes* and *suffixes*) are arranged around this present stem to show the subject of the verb. For example:



We can apply the same principle to another verb:



The present is used for both continuous and habitual actions or states, where in English we might use a different tense:

يَلْعَبُ الْأَطْفَالُ الْكُرَةَ يَوْمَ الْجُمُعَةِ.

The children play football on Friday(s).

يَجْلِسُ صَدِيقُكَ فِي مَقْعَدِي!

Your friend is sitting in my chair!

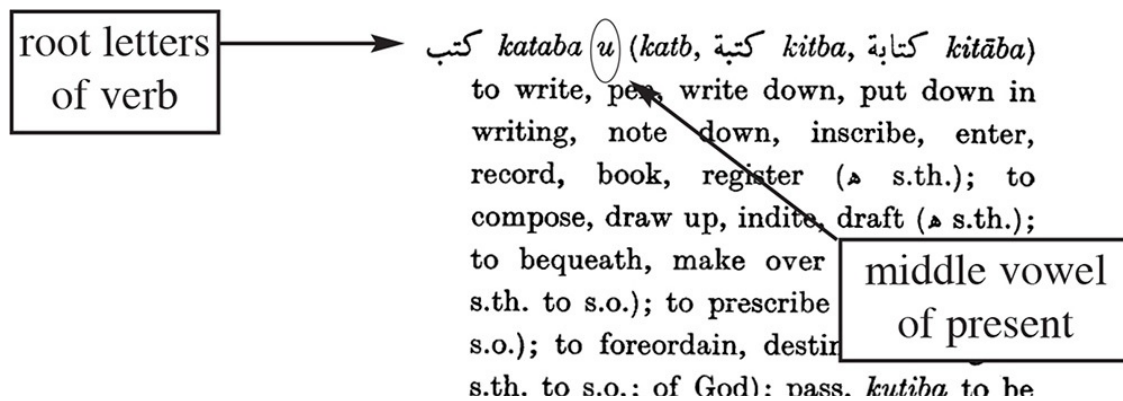
As with the past, the vowel on the second root letter varies in the present. If the middle vowel on the past is a *kasra*, then it usually changes to a *fatHa* in the present:

shariba شَرِبَ (he drank)

yashrab يَشْرَبُ (he drinks)

However, the majority of verbs have *fatHa* as the middle vowel of the past and, for these verbs, there is no rule to follow in the present. If you need to know the

vowel, you can look in a dictionary where you will find the middle vowel written after the entry:



Remember that in most cases the middle vowel will not affect the meaning of the text or your understanding of it. Most Arabic is written without vowels and you will probably learn the more common middle vowels over time. Don't worry too much about this aspect. Native speakers will usually understand you as long as the root letters and the patterns are correct.

The Future

If you want to talk about the future in Arabic, you also use the present tense. Often the word سَوْفَ (*sawfa*) or the prefix سَ (*sa*) are added to the front of the verb to indicate the future.

سَنَذْهَبُ إِلَى الْمَتْحَفِ الْمِصْرِيِّ غَدًا.

We are going to the Egyptian museum tomorrow.

سَوْفَ يَزْرَعُ الْفَلَّاحُ الْبَطَاطِيسَ فِي الْخَرِيفِ.

The farmer will plant potatoes in the Fall.

Summary of basic tenses

- There are only two basic tenses in Arabic:
the past

the present

- The past stem is formed from the three root letters with a *fatHa* after the first root and a *fatHa* (or sometimes a *kasra*) after the second root letter (*katab/sharib*). Endings are added to the stem to show the subject of the verb.
- The present stem is formed from the three root letters with a vowel after the second (*ktub/shrab/jlis*). Prefixes, and sometimes also endings, are added to the stem to show the subject of the verb.
- The future may be made by adding *سَوْفَ* (*sawfa*) or *سَ* (*sa*) to the present.



Listen to the *Authors' Tutorial* for a friendly audio introduction to this topic.

3 Irregular verbs: introduction

Irregular verbs can be defined as verbs that act differently from the basic patterns in all or some cases. Arabic has many irregular verbs (although some are more irregular than others!) These fall into three categories and include some of the most common verbs:

- Verbs with *waaw* (و) or *yaa'* (ي) as one of the root letters
 - Verbs with *hamza* (ء) as one of the root letters
 - *Doubled* verbs, where the second and third letters of the root are the same
- The first category is the most common, and verbs in this category also display the most irregularities.

To help you remember the irregular verbs, we have chosen common verbs in each category to illustrate the patterns in which they appear. The verbs you see in the tables and examples in the following chapters are those you will probably encounter on a regular basis and will need to communicate in Arabic. By studying the way they work and meeting them frequently in spoken and written Arabic, these verbs should help to establish the irregular patterns in your mind.

The irregular verbs are covered first in the basic tenses (see [Chapter 2](#) for a review of these tenses). Later chapters cover the various forms and variations. If you need to access this information immediately, go straight to the relevant chapter which will show you how each type of irregular verb behaves in these circumstances. If you want a general overview, work your way more systematically through the chapters in the order they are presented.



Listen to the *Authors' Tutorial* for a friendly audio introduction to this topic.

4 Irregular verbs: Verbs with *waaw* or *yaa'* as a root letter

Waaw (و) and *yaa'* (ي) are often called *weak letters*, and the verbs they contain called *weak verbs*. These letters do not have a strong sound, unlike letters such as *baa'* (ب) or *kaaf* (ك), and often drop out of words or become vowel sounds when put into the various patterns.

Weak verbs are the largest category of irregular verbs. They can be subdivided into three types depending on which of the root letters is affected:

- Verbs with *waaw* or *yaa'* as the first root letter (*assimilated verbs*)
- Verbs with *waaw* or *yaa'* as the second root letter (*hollow verbs*)
- Verbs with *waaw* or *yaa'* as the third root letter (*defective verbs*)

Waaw or *yaa'* as first root letter

This is one of the simplest irregular patterns.

- Verbs with *yaa'* as the first root letter are rare and almost completely regular.
- Verbs with *waaw* as the first root letter are regular in the past (perfect) tense:

وَجَدْنَا عِلَّةً فِي الْبَرْنَامِجِ.

We found a bug (flaw) in the program.

وَعَدَتِ الْحُكُومَةُ بِتَخْفِيفِ الضَّرَائِبِ بَعْدَ الْإِنْتِخَابَاتِ.

The government promised a reduction in taxes after the elections.

وَصَلُّوا إِلَى شِيكَاغُو بِالطَّائِرَةِ.

They arrived in Chicago by airplane.

In the present, the first root letter almost always drops out completely:

يَصِلُ (*yaSil*) he arrives (from the root وصل)

يَجِدُونَ (*yajiduuna*) they find (from the root وجد)

تَضَعُ (*taDaʿ*) she puts (from the root وضع)

Compare this to the regular form of the present يَكْتُبُ (*yaktub*). In the assimilated verb, the first root letter has disappeared altogether from the stem, leaving just the second and third root letters (*Sil/jid/Daʿ*).

The table below shows more fully the present tense for the verb وَصَلَ/يَصِلُ (to arrive):

singular

أَنَا I	أَصِلُ	'aSil(u)
أَنْتَ you (masc.)	تَصِلُ	taSil(u)
أَنْتِ you (fem.)	تَصِلِينَ	taSiliina
هُوَ he/it	يَصِلُ	yaSil(u)
هِيَ she/it	تَصِلُ	taSil(u)

plural

نَحْنُ we	نَصِلُ	naSil(u)
أَنْتُمْ you (masc. pl)	تَصِلُونَ	taSiluuna
أَنْتُنَّ you (fem. pl)	تَصِلْنَ	taSilna
هُمْ they (masc.)	يَصِلُونَ	yaSiluuna
هُنَّ they (fem.)	يَصِلْنَ	yaSilna

Waaw or yaa' as second root letter

This group of verbs contains some of the most commonly used verbs in the Arabic language. They are called *hollow* verbs because the second (middle) root letter is often replaced by a long or short vowel.

Hollow verbs in the past

In the past tense, all hollow verbs have a long *aa* sound (ا) instead of the middle root letter for هو (he/it), هي (she/it) and هم (they):

كَانَ (*kaana* : “he/it was”) from the root: كون
 زَارَتْ (*zaarat* : “she visited”) from the root: زور
 بَاعُوا (*baa'uu* : “they sold”) from the root: بيع
 طَارَ (*Taara* : “he/it flew”) from the root: طير

The other parts of the verb have a short vowel instead of the middle root letter (see separate chapter for dual verbs). This is usually a *Damma* if the middle root letter is a *waaw*, and a *kasra* if it is a *yaa'*:

كُنْتُ (*kuntu* : “I was”) from the root: كون
 زُرْنَا (*zurnaa* : “we visited”) from the root: زور
 بَعْتُمْ (*bi' tum* : “you [pl.] sold”) from the root: بيع
 طَرْتِ (*Tirti* : “you [fem.] flew”) from the root: طير

كَانَ مَرِيضًا.

He was ill.

طَارَتِ الطَّائِرَةُ فَوْقَ الْجِبَالِ.

The airplane flew over the mountains.

هَلْ بَعْتُمْ بَيْتَكُمْ فِي نِيُو يورك؟

Have you sold your house in New York?

زُرْنَا الْمَتْحَفَ أَمْسَ.

We visited the museum yesterday.

This table summarizes the past tense for hollow verbs:

	Verbs with <i>waaw</i>* (زار to visit)	Verbs with <i>yaa'</i> (طار to fly)
<i>singular</i>		
أنا I	زُرْتُ (zurtu)	طَرْتُ (Tirtu)
أَنْتَ you (masc.)	زُرْتَ (zurta)	طَرْتَ (Tirta)
أَنْتِ you (fem.)	زُرْتِ (zurti)	طَرْتِ (Tirti)
هُوَ he/it	زَارَ (zaara)	طَارَ (Taara)
هِيَ she/it	زَارَتْ (zaarat)	طَارَتْ (Taarat)
<i>plural</i>		
نَحْنُ we	زُرْنَا (zurnaa)	طَرْنَا (Tirnaa)
أَنْتُمْ you (masc. pl)	زُرْتُمْ (zurtum)	طَرْتُمْ (Tirtum)
أَنْتُنَّ you (fem. pl)	زُرْتُنَّ (zurtunna)	طَرْتُنَّ (Tirtunna)
هُمْ they (masc.)	زَارُوا (zaaruu)	طَارُوا (Taaruu)
هُنَّ they (fem.)	زُرْنَ (zurna)	طَرْنَ (Tirna)

* See page 24 for exceptions.

There are a few hollow verbs that behave in the past like verbs with *yaa'* as the middle root letter, but which actually have *waaw* in the middle. One of the most common verbs of this type is “to sleep,” from the root letters نوم:

نَامَتْ فِي سَرِيرِ أُمِّهَا.

She slept in her mother's bed.

نِمْتُ حَتَّى الصَّبَاحِ.

I slept until morning.

From the table on [page 23](#), you might have noticed that there is a short vowel in the middle of hollow verbs when there is a sukuun (◌ْ) over the third root letter. This is a general rule for hollow verbs and is worth remembering as it works for all types, tenses, and forms of hollow verbs:

- **Sukuun** over third root letter of regular verb = **short vowel** in the middle of irregular hollow verb
- **Vowel** over third root letter of regular verb = **long vowel** in the middle of irregular hollow verb

Hollow verbs in the present

In the present tense, hollow verbs also follow the rules highlighted above. Since the present tense usually has a vowel after the third root letter (even if this is not always pronounced), this means that hollow verbs in this tense are characterized mainly by a long vowel in the middle. The difference is that, whereas in the past the long vowel in the middle is always a long *aa* (*kaana*), in the present it is a long *ii* if the second root letter is a *yaa'* and usually a long *uu* if the second root letter is a *waaw*:

يَزُورُ (*yazuur[u]*: “he visits”) from the root زور
يَبِيعُونَ (*yabii`uuna*: “they sell”) from the root بيع

Verbs like نوم (see above) are the exception since they have a long *aa* in the middle of the present:

يَنَامُ (*yanaam[u]*) he sleeps
يَنَامُونَ (*yanaamuuna*) they sleep

Here is a complete table and some examples showing the three different types of hollow verb in the present. Pay the most attention to learning the first two types. The third type has been included mainly for recognition. Notice that only the less common feminine plurals have a sukuun over the third root letter and a short vowel in the middle. As in the past, this vowel depends on the middle root letter.

	Most verbs with <i>waaw</i>	Verbs with <i>yaa'</i>	Verbs like نام، ينام
<i>singular</i>			
أنا	أَزُورُ ('azuur[u])	أَطِيرُ ('aTiir[u])	أَنَامُ ('anaam[u])
أَنْتَ	تَزُورُ (tazuur[u])	تَطِيرُ (taTiir[u])	تَنَامُ (tanaam[u])
أَنْتِ	تَزُورِينَ (tazuuriina)	تَطِيرِينَ (taTiiriina)	تَنَامِينَ (tanaamiina)
هُوَ	يَزُورُ (yazuur[u])	يَطِيرُ (yaTiir[u])	يَنَامُ (yanaam[u])
هِيَ	تَزُورُ (tazuur[u])	تَطِيرُ (taTiir[u])	تَنَامُ (tanaam[u])

plural

نَحْنُ	نَزُورُ (nazuur[u])	نَطِيرُ (naTiir[u])	نَنَامُ (nanaam[u])
أَنْتُمْ	تَزُورُونَ (tazuuruuna)	تَطِيرُونَ (taTiiruuna)	تَنَامُونَ (tanaamuuna)
أَنْتُنَّ	تَزُرْنَ (tazurna)	تَطِرْنَ (taTirna)	تَنَمْنَ (tanamna)
هُمْ	يَزُورُونَ (yazuuruuna)	يَطِيرُونَ (yaTiiruuna)	يَنَامُونَ (yanaamuuna)
هُنَّ	يَزُرْنَ (yazurna)	يَطِرْنَ (yaTirna)	يَنَمْنَ (yanamna)

زَبُونَا الرَّئِيسِيّ يَزُورُ مَكْتَبَنَا كُلَّ شَهْرٍ.

Our major client visits our office every month.

نَبِيعُ الْمَحْضُولَ لِتُجَّارِ الْجُمْلَةِ.

We sell the crop to wholesalers.

أَنَامُ كُلَّ يَوْمٍ السَّاعَةَ الثَّانِيَةَ عَشْرَةَ.

I go to sleep every day at twelve o'clock.

***Waaw* or *yaa'* as third root letter**

This group of verbs is sometimes called *defective* verbs. There are three main types:

- Verbs with *waaw* as the last root letter.
- Verbs with *yaa'* as the last root letter and *fatHa* as the middle vowel in the past
- Verbs with *yaa'* as the last root letter and *kasra* as the middle vowel in the past

In the past tense, the first two types are reasonably regular. Only the parts of the verb for هو (he/it), هي (she/it) and هم (they) are irregular:

From the root شكو:

شَكَا (shakaa: “he complained”)
شَكَتْ (shakat: “she complained”)
شَكُوا (shakaw: “they complained”)

From the root مشي:

مَشَى (mashaa: “he walked”)
مَشَتْ (mashat: “she walked”)
مَشُوا (mashaw: “they walked”)

All of the irregular parts of these two types are pronounced the same. The only difference is the spelling of شَكَا (shakaa) with a final 'alif, and مَشَى (mashaa) with a final *yaa'* (without the dots). (Look at Appendix (i) if you want to know more details about this final *yaa'* which is pronounced *aa* and known as 'alif maqsuura.) The differences between these two types of verbs are more apparent in the regular parts of the past:

شَكَوتُ (shakawtu : “I complained”) from the root: شكو
مَشِينَا (mashaynaa : “we walked”) from the root: مشي
رَمَيْتَ (ramayta : “you threw”) from the root: رمي
رَجَوْتُمْ (rajawtum: “you [pl.] requested/hoped”) from the root: رجو

Most defective verbs follow one of the two patterns above. However, there are some verbs with *yaa'* as the last root letter and *kasra* as the middle vowel that follow a different pattern. Two common examples are the verbs نَسِيَ (nasiya – to forget) and لَقِيَ (laqiya – to meet). These verbs have a long *ii* in many parts of

the past tense, e.g. نَسِيتُ (nasiitu) – “I forgot.”

The following table summarizes the past tense for all three main types of defective verbs:

	<i>defective type 1</i> (شكا to complain)	<i>defective type 2</i> (مشى to walk)	<i>defective type 3</i> (نسي to forget)
<i>singular</i>			
أنا	شَكَوْتُ (shakawtu)	مَشَيْتُ (mashaytu)	نَسِيتُ (nasiitu)
أَنْتَ	شَكَوْتَ (shakawta)	مَشَيْتَ (mashayta)	نَسَيْتَ (nasiita)
أَنْتِ	شَكَوْتِ (shakawti)	مَشَيْتِ (mashayti)	نَسَيْتِ (nasiiti)
هُوَ	شَكَا (shakaa)	مَشَى (mashaa)	نَسِيَ (nasiya)
هِيَ	شَكَتْ (shakat)	مَشَتْ (mashat)	نَسَيْتْ (nasiyat)
<i>plural</i>			
	<i>defective type 1</i> (شكا to complain)	<i>defective type 2</i> (مشى to walk)	<i>defective type 3</i> (نسي to forget)
نَحْنُ	شَكَوْنَا (shakawnaa)	مَشَيْنَا (mashaynaa)	نَسِينَا (nasiinaa)
أَنْتُمْ	شَكَوْتُمْ (shakawtum)	مَشَيْتُمْ (mashaytum)	نَسَيْتُمْ (nasiitum)
أَنْتُنَّ	شَكَوْتُنَّ (shakawtunna)	مَشَيْتُنَّ (mashaytunna)	نَسَيْتُنَّ (nasiitunna)
هُمْ	شَكَوْا (shakaw)	مَشَوْا (mashaw)	نَسَوْا (nasuu)
هُنَّ	شَكَوْنَ (shakawna)	مَشَيْنَ (mashayna)	نَسِينَ (nasiina)

Here are the three types of defective verbs in the present tense:

	<i>defective type 1</i> (يشكو to complain)	<i>defective type 2</i> (يمشي to walk)	<i>defective type 3</i> (ينسى to forget)
<i>singular</i>			
أنا	أَشْكُو ('ashkuu)	أَمْشِي ('amshii)	أَنْسَى ('ansaa)
أَنْتَ	تَشْكُو (tashkuu)	تَمْشِي (tamshii)	تَنْسَى (tansaa)
أَنْتِ	تَشْكِينِ (tashkiina*)	تَمْشِينِ (tamshiina*)	تَنْسِينِ (tansayna)
هُوَ	يَشْكُو (yashkuu)	يَمْشِي (yamshii)	يَنْسَى (yansaa)
هِيَ	تَشْكُو (tashkuu)	تَمْشِي (tamshii)	تَنْسَى (tansaa)
<i>plural</i>			
نَحْنُ	نَشْكُو (nashkuu)	نَمْشِي (namshii)	نَنْسَى (nansaa)
أَنْتُمْ	تَشْكُونِ (tashkuuna*)	تَمْشُونِ (tamshuuna*)	تَنْسُونِ (tansawna)
أَنْتُنَّ	تَشْكُونِ (tashkuuna)	تَمْشِينِ (tamshiina)	تَنْسِينِ (tansayna)
هُمْ	يَشْكُونِ (yashkuuna*)	يَمْشُونِ (yamshuuna*)	يَنْسُونِ (yansawna)
هُنَّ	يَشْكُونِ (yashkuuna)	يَمْشِينِ (yamshiina)	يَنْسِينِ (yansayna)

* Notice that the weak third root letter drops out altogether in these cases.

Notice that defective verbs in the present tense can usually be spotted because they have a long vowel instead of the third root letter. In type 1 this is a long *uu* (*yashkuu*); in type 2 a long *ii* (*yamshii*) and in type 3 a long *aa* (*yansaa*) — but note this is written with *'alif maqsura*, see Appendix (i). Some of the changes that happen are not very logical and can be difficult to remember. Concentrate on the most common parts first. Leave the other parts (e.g., feminine plural) until you feel confident with the basic patterns.

Summary of weak verbs

- Weak verbs are those which have *waaw* (و) or *yaa'* (ي) as one of the root

letters.

- There are three types of weak verb:
 - Verbs with *waaw* or *yaa'* as the first root letter (*assimilated* verbs)
 - Verbs with *waaw* or *yaa'* as the second root letter (*hollow* verbs)
 - Verbs with *waaw* or *yaa'* as the third root letter (*defective* verbs)
- *Assimilated* verbs are mainly regular except the first root letter almost always drops out in the present tense.
- *Hollow* verbs have a vowel in the middle instead of the second root letter. This is a *short* vowel if the third root letter has a sukuun (◌̣) over it, and a *long* vowel if it does not.
- *Defective* verbs are characterized by a long vowel (*aa/uu/ii*) or a diphthong (*ay/aw*) instead of the third root letter, but do not always behave predictably. Each pattern should be learned individually.



Listen to the *Authors' Tutorial* for a friendly audio introduction to this topic.

5 Irregular verbs: Doubled verbs

Doubled verbs are those where the third root letter is the same as the second root letter. They are one of the simplest forms of irregular verbs to master. The general rule is similar to the rule for hollow verbs and is dependent on the vowel over the third root letter:

- **Sukuun** over third root letter of regular verb = second and third root letters **written separately** in doubled verb
- **Vowel** over third root letter of regular verb = second and third root letters **written together** in doubled verb

For example, the past tense pattern كَتَبُوا (*katabuu* – they wrote) has the vowel *Damma* (◌ُ) over the third root letter. So, in a doubled verb, the second and third root letters would be written together with a *shadda* (◌ّ) in this pattern:

شَكُّوا (*shakkuu* : “they doubted”) from the root: شَكَّ

رَدَّتْ (*raddat* : “she replied”) from the root: رَدّ

However, the past tense pattern كَتَبْنَا (*katabnaa* – “we wrote”) has a *sukuun* (◌ْ) over the third root letter. So in a doubled verb, the second and third root letters would be written separately in this pattern:

شَكَّكْنَا (*shakaknaa* : “we doubted”)

رَدَّدْتُ (*radadtu* : “I replied”)

The same rules apply to the present tense (look back at [Chapter 2](#) if you need to remind yourself of the patterns for regular verbs).

As most parts of the present tense have a vowel after the third root letter, this

means that you will see the root letters in a doubled verb written together in most cases. In addition, the middle vowel of the present tense (mostly *Damma* in doubled verbs) shifts back over the first root letter:

أُودُّ أَنْ أَشْكُرَكَ عَلَى خِطَابِكَ الْأَخِيرِ.

I'd like to thank you for your last letter.

سَأَمُدُّكَ بِالْمَعْلُومَاتِ الَّتِي طَلَبْتَهَا فَوْرًا.

I will send you the information you requested immediately.

Here is a table summarizing the past and present patterns for doubled verbs. A good exercise is to cover the column showing the doubled verb and see if you can predict the pattern according to the rules on [page 30](#).

<i>singular</i>	Doubled verbs in the past	Doubled verbs in the present
أنا I	رَدَدْتُ radadtu	أَرُدُّ 'arudd(u)
أَنْتَ you (masc.)	رَدَدْتَ radadta	تَرُدُّ tarudd(u)
أَنْتِ you (fem.)	رَدَدْتِ radadti	تَرُدِّيْنَ taruddiina
هُوَ he/it	رَدَّ radda	يَرُدُّ yarudd(u)
هِيَ she/it	رَدَّتْ raddat	تَرُدُّ tarudd(u)
<i>plural</i>		
نَحْنُ we	رَدَدْنَا radadnaa	نَرُدُّ narudd(u)
أَنْتُمْ you (masc. pl)	رَدَدْتُمْ radadtum	تَرُدُّونَ tarudduuna
أَنْتُنَّ you (fem. pl)	رَدَدْتُنَّ radadtunna	تَرُدُّنَ tardudna
هُمْ they (masc.)	رَدُّوا radduu	يَرُدُّونَ yarudduuna
هُنَّ they (fem.)	رَدَدْنَ radadna	يَرُدُّنَ yardudna

A final cautionary note about doubled verbs: many spoken dialects treat these verbs in the past like verbs with *yaa*’ as the final root letter (see Defective verbs, [Chapter 4](#)). This means that many native speakers would say رَدَيْنَا (*radaynaa*) for “we replied” rather than the grammatically correct رَدَدْنَا (*radadnaa*). In fact, this is also a common written error among native speakers. This can be confusing to a learner and is worth a special mention.

Summary of doubled verbs

- Doubled verbs have the same second and third root letter.
- There are simple rules governing the way these verbs behave: the doubled root letters are written separately if the third root letter has a sukuun (◌ُ) over it, and written together if it does not.



Listen to the *Authors’ Tutorial* for a friendly audio introduction to this topic.

6 Irregular verbs: Verbs with *hamza*

The *hamza* can be an enigmatic letter. The nearest analogy in English is the apostrophe. In both cases there is uncertainty as to when and how to use it, even among native speakers. The apostrophe causes more errors in English than virtually anything else and the *hamza* probably has this dubious distinction in Arabic. Whereas in English we ask ourselves: “Should the apostrophe come before the *s* or after the *s*?,” in Arabic the question becomes: “Which letter should carry the *hamza*?” When you review this chapter, it is always worth reminding yourself that you are not alone in finding the *hamza* sometimes elusive. Read the general guidelines but be prepared to refer to the tables regularly.

The *hamza* itself is considered a consonant, not a vowel, pronounced as a short glottal stop — see Appendix (i) for more detail on pronunciation. Many verbs have *hamza* as one of the root letters. It can be any of the three root letters and is found in some common verbs.

Like the apostrophe, the rules (such as they exist) for *hamza* are more concerned with where to place it than how to pronounce it. Verbs with *hamza* as one of the root letters are mainly regular. The changes that occur are in the letter that carries the *hamza*.

There are some guidelines for writing *hamza*. The simplest way to predict how a particular pattern will be written is to look at the pattern for regular verbs (see [Chapter 2](#)), and then apply the general rules on the following page. Remember that there are exceptions and alternatives. For individual verbs, check the tables in this chapter and in the relevant chapters for derived forms or other patterns.

General rules for verbs with *hamza* as one of the root letters

- If the *hamza* is at the beginning of the verb, it is written on an 'alif: أَخَذَ (he took)/ أَكَلُوا (they ate)
- If a pattern means you would need to write two 'alifs, then these are combined as one with a madda sign over it (◌), pronounced as a long aa: أَخَذَ – 'aakhudh (I take), instead of أَأَخَذَ
- Otherwise, the letter carrying the *hamza* tends to relate to the vowel before the *hamza*:
 - Damma before *hamza* = *hamza* written on waaw (و)
 - Kasra before *hamza* = *hamza* written on yaa' without dots (ي or د)
 - FatHa before *hamza* = *hamza* written on 'alif (إ)
- If the *hamza* has no vowel before it (i.e., the letter before has a *sukuun* over it), then the rules above default to the vowel over the *hamza* itself: يَسْأَلُ (he asks)

Examples:

قَرَأْنَا مَسْرُوحِيَّةَ عَرَبِيَّةَ فِي الْفَصْلِ.

We read an Arabic play in class.

سَأَلْتُ الْمُدْرَسَ سُؤَالَ عَنِ الْمَوْلَفِ .

I asked the teacher a question about the author.

قَالَ إِنَّ الْمَوْلَفَ كَتَبَ الْمَسْرُوحِيَّةَ فِي السَّبْعِينَاتِ...

He said that the author wrote the play in the seventies...

...لَأَنَّهُ سَتِمْ مِنْ عَمَلِهِ فِي الْبَنْكِ.

...because he was fed up with his work in the bank.

Don't worry if these rules seem complicated. In the basic tenses there are very few other irregularities, and the majority of patterns are written with the *hamza* on an 'alif. If you refer to the tables on [page 35](#), you will start to get a feel for how to write these verbs. Look at the general rules on [page 34](#) in conjunction with the later chapters if you need to find out how the verbs with *hamza* behave

in the derived forms or other patterns.

Past tense

	<i>Hamza as root 1</i> (أخذ: to take)	<i>Hamza as root 2</i> (سأل: to ask)	<i>Hamza as root 3</i> (بطؤ: to be slow*)
<i>singular</i>			
أنا	أَخَذْتُ ('akhadhtu)	سَأَلْتُ (sa'altu)	بَطُوتُ (baTu'tu)
أَنْتَ	أَخَذْتَ ('akhadhta)	سَأَلْتَ (sa'alta)	بَطُوتَ (baTu'ta)
أَنْتِ	أَخَذْتِ ('akhadhti)	سَأَلْتِ (sa'alti)	بَطُوتِ (baTu'ti)
هُوَ	أَخَذَ ('akhadha)	سَأَلَ (sa'ala)	بَطُؤَ (baTu'a)
هِيَ	أَخَذَتْ ('akhadhat)	سَأَلَتْ (sa'alat)	بَطُوتَ (baTu'at)
<i>plural</i>			
نَحْنُ	أَخَذْنَا ('akhadhnaa)	سَأَلْنَا (sa'alnaa)	بَطُونَا (baTu'naa)
أَنْتُمْ	أَخَذْتُمْ ('akhadhtum)	سَأَلْتُمْ (sa'altum)	بَطُوتُمْ (baTu'tum)
أَنْتُنَّ	أَخَذْتُنَّ ('akhadhtunna)	سَأَلْتُنَّ (sa'altunna)	بَطُوتُنَّ (baTu'tunna)
هُمْ	أَخَذُوا ('akhadhuu)	سَأَلُوا (sa'aluu)	بَطُؤُوا (baTu'uu)
هُنَّ	أَخَذْنَ ('akhadhna)	سَأَلْنَ (sa'alna)	بَطُونَّ (baTu'na)

*This verb is one of a very few that have *Damma* as the vowel on the middle root letter (i.e., the ط) in the past. It has been chosen to show how the *hamza* is usually written when preceded by a *Damma*.

Present tense

	<i>Hamza as root 1</i> (يأخذ: to take)	<i>Hamza as root 2</i> (يسأل: to ask)	<i>Hamza as root 3</i> (يبطؤ: to be slow)
<i>singular</i>			
أنا	أأخذ ('aakhudh[u])	أسأل ('as'al[u])	أبطؤ ('abTu'[u])
أنت	تأخذ (ta'khudh[u])	تسأل (tas'al[u])	تبطؤ (tabTu'[u])
أنت	تأخذين (ta'khudhiina)	تسألين (tas'aliina)	تبطؤين (tabTu'iina)
هو	يأخذ (ya'khudh[u])	يسأل (yas'al[u])	يبطؤ (yabTu'[u])
هي	تأخذ (ta'khudh[u])	تسأل (tas'al[u])	تبطؤ (tabTu'[u])
<i>plural</i>			
نحن	نأخذ (na'khudh[u])	نسأل (nas'al[u])	نبطؤ (nabTu'[u])
أنتم	تأخذون (ta'khudhuuna)	تسألون (tas'aluuna)	تبطؤون (tabTu'uuna)
أنتن	تأخذن (ta'khudhna)	تسألن (tas'alna)	تبطؤن (tabTu'na)
هم	يأخذون (ya'khudhuuna)	يسألون (yas'aluuna)	يبطؤون (yabTu'uuna)
هن	يأخذن (ya'khudhna)	يسألن (yas'alna)	يبطؤن (yabTu'na)

Remember that in the present tense the middle vowel will vary, as it does with regular verbs (see [page 17](#)). In the case of verbs with *hamza* as the second or third root letter, this could affect the spelling, although a middle *fatHa* with the *hamza* carried by an 'alif (ا) is by far the most common.

Summary of verbs with *hamza*

- Irregularities in these verbs are mainly concerned with the spelling (which letter carries the *hamza*).
- There are some general rules which help to determine how the *hamza* should be written.

- There are also exceptions and alternatives which need to be individually absorbed over time.



Listen to the *Authors' Tutorial* for a friendly audio introduction to this topic.

7 Derived forms of verbs:

Introduction

While Arabic is not rich in tenses, it makes up for this with its system of verb patterns, or *forms*. All the verbs covered in [Chapters 1 to 6](#) have been the basic, or *root*, form of the verb. The Arabic language plays with this root to add subtle variations to the meaning.

If you look at these groups of words in English, you can see they have different but connected meanings:

liquidate
liquefy
liquidize

validate
value
revalue

By adding different endings and prefixes, the meaning is slightly changed. For example, as a native speaker you recognize that the prefix “re-” means “to do something again.”

Arabic takes this principle much further with many different patterns that add meaning to the original root form. These *derived* forms are the major way in which Arabic achieves its richness of vocabulary. Look at the following examples, all derived from the same root

قَتَلُوا (*qataluu*) they killed

قَتَّلُوا (*qattaluu*) they massacred (“killed intensely”)

قَاتَلُوا (*qaataluu*) they battled (“tried to kill”)

تَقَاتَلُوا (*taqaataluu*) they fought each other

All these are different forms of the same root **قتل** (*q/t/l*). The verb ending associated with “they” in the past (*uu*) stays the same, but different letters have been added between and before the root to add to the original meaning.

There are eight significant derived forms. Some others exist, but are only seen in poetry or archaic texts. Western scholars of Arabic refer to the forms by Latin numbers: form II (“form two”), form III, form IV, etc. However, native speakers will not be familiar with this. They will know them by the present tense of the pattern, using the root **فعل** (*f/ع/l*) — see [Chapter 1](#) for more about this. For example, the verb **قاتلوا** (they battled), shown in the examples earlier, would be referred to as form III by Arabists, but as the pattern **يُفاعِل** (*yufaaعil*) by native speakers and Arab grammarians. In the following chapters, we will refer to the forms by their numbers, with the **فعل** pattern in brackets.

Most of the forms are connected with certain meanings — such as trying to do something, doing something together, etc. — although sometimes these meanings have strayed over time or have been adopted for a new concept. All the derived forms do not exist for all roots, but most roots have at least one or two forms in general circulation. You will need to look in a dictionary under the root to know exactly which forms exist. In addition, Arabic speakers will sometimes make up new verbs from existing roots, either as a joke or in an effort to be creative or poetic.

Although the derived forms can at first seem complicated, they are in fact a useful aid for the learner. If you recognize a derived pattern and know another word with the same root, you can often take a good guess at the meaning even if you have never seen that particular word before. The next three chapters will show you the derived patterns and meanings connected with them, as well as any differences in how the irregular verbs behave in these forms.



Listen to the *Authors' Tutorial* for a friendly audio introduction to this topic.

8 Derived forms II–IV

The first of the three main groups of derived forms is made up of forms II (يُفَعِّلُ – *yufaaعil*), III (يُفَاعِلُ – *yufaaعil*), and IV (يُفَعِّلُ – *yufعil*).

Characteristics

Past tense

- Form II is made by doubling the second root letter of the basic verb:
فَعَّلَ (basic verb *faعala*) → فَعَّلَ (form II verla *faععala*)
- Form III is made by adding a long *aa* (اَ) after the second root letter:
فَعَّلَ (basic verb *faعala*) → فَاعَلَ (form III verla *faعala*)
- Form IV is formed by adding an 'alif before the first root letter and a *sukuun* (ْ) over it:
فَعَّلَ (basic verb *faعala*) → أَفَعَّلَ (form IV verla 'faعala)

Present tense

In the present tense, these three forms have a *Damma* (ُ) as the first vowel and a *kasra* (ِ) as the last. Forms II and III have a *fatHa* (َ) over the first root letter. Form IV has a *sukuun* over the first root letter, as in the past tense:

Form II: يُفَعِّلُ (*yufaaعil*)

Form III: يُفَاعِلُ (*yufaaعil*)

Form IV: يُفَعِّلُ (*yufعil*)

It is worth noting that forms II, III and IV are the only verb forms that have a *Damma* as the opening vowel.

Common meaning patterns

1. Forms II and IV can have the meaning of carrying out an action to someone/something else (making a verb *transitive* or *causative*):

يُدْرُسُ (basic verb *yadrus* – to study) →
يُدْرِسُ (form II verb *yudarris* – to teach)

يَسْخُنُ (basic verb *yaskhun* – to become hot) →
يُسَخِّنُ (form II verb *yusakhkhin* – to heat [“to make something hot”])

يَخْرُجُ (basic verb *yakhruj* – to go out) →
يُخْرِجُ (form IV verb *yukhrij* – to remove/eject [“to make something out”])

Sometimes a root can be put into forms II and IV with the same, or almost the same, meaning. Watch for the subtle differences, e.g.:

يَعْلَمُ (basic verb *yaalam* – to know) →
يُعَلِّمُ (form II verb *yualim* – to instruct), and ...
يُعْلِمُ (form IV verb *yuelim* – to inform)

2. Form II can also give a verb the meaning of doing something intensively and/or repeatedly:

يَقْتُلُ (basic verb *yaqtul* – to kill) →
يُقْتَلُ (form II verb *yuquttil* – to massacre)

يَكْسِرُ (basic verb *yaksar* – to break) →
يُكْسِرُ (form II verb *yukassir* – to smash up)

3. Form III often carries the meaning of “doing something with someone else”:

يَجْلِسُ (basic verb *yajlis* – to sit) →
يُجَالِسُ (form III verb *yujaalis* – to sit with [someone])

يَعْمَلُ (basic verb *yaamal* – to do) →
يُعَامِلُ (form III verb *yuaamil* – to treat/deal with [someone])

4. Form III can also carry the meaning of “trying to do something”:

يَقْتُلُ (basic verb *yaqtul* – to kill)→

يُقَاتِلُ (form II verb *yuqaatil* – to battle [“to try to kill”])

يَسْبِقُ (basic verb *yasbiq* – to come before/precede)→

يُسَابِقُ (form III verb *yusaabiq* – to race [“to try to come before”])

The verb “to try” is itself a form III verb:

يُحَاوِلُ (*yuHaawil*)

Here is a table showing the past and present tenses for these three verb forms, followed by some example sentences:

Past

	Form II (faععala)		Form III (faaعala)		Form IV (’afعala)	
<i>singular</i>						
أنا	دَرَسْتُ	(darrastu)	سَابَقْتُ	(saabaqtu)	أَعْلَمْتُ	(’aعlamtu)
أَنْتَ	دَرَسْتَ	(darrasta)	سَابَقْتَ	(saabaqta)	أَعْلَمْتَ	(’aعlamta)
أَنْتِ	دَرَسْتِ	(darrasti)	سَابَقْتِ	(saabaqti)	أَعْلَمْتِ	(’aعlamti)
هُوَ	دَرَسَ	(darrasa)	سَابَقَ	(saabaqa)	أَعْلَمَ	(’aعlama)
هِيَ	دَرَسَتْ	(darrasat)	سَابَقَتْ	(saabaqat)	أَعْلَمَتْ	(’aعlamat)

plural

نَحْنُ	دَرَسْنَا	(darrasnaa)	سَابَقْنَا	(saabaqnaa)	أَعْلَمْنَا	(’aعlamnaa)
أَنْتُمْ	دَرَسْتُمْ	(darrastum)	سَابَقْتُمْ	(saabaqtum)	أَعْلَمْتُمْ	(’aعlamtum)
أَنْتُنَّ	دَرَسْتُنَّ	(darrastunna)	سَابَقْتُنَّ	(saabaqtunna)	أَعْلَمْتُنَّ	(’aعlamtunna)
هُمْ	دَرَسُوا	(darrasuu)	سَابَقُوا	(saabaquu)	أَعْلَمُوا	(’aعlamuu)
هُنَّ	دَرَسْنَ	(darrasna)	سَابَقْنَ	(saabaqna)	أَعْلَمْنَ	(’aعlamna)

Present

	Form II (yufa ع il)	Form III (yufaa ع il)	Form IV (yuf ع il)
<i>singular</i>			(yusaabiqna)
أنا	أُدَّرِسُ ('udarris[u])	أُسَابِقُ ('usaabiq[u])	أُعَلِّمُ ('u ع lim[u])
أَنْتَ	تُدَّرِسُ (tudarris[u])	تُسَابِقُ (tusaabiq[u])	تُعَلِّمُ (tu ع lim[u])
أَنْتِ	تُدَّرِسِينَ (tudarrisiina)	تُسَابِقِينَ (tusaabiqiina)	تُعَلِّمِينَ (tu ع limiina)
هُوَ	يُدَّرِسُ (yudarris[u])	يُسَابِقُ (yusaabiq[u])	يُعَلِّمُ (yu ع lim[u])
هِيَ	تُدَّرِسُ (tudarris[u])	تُسَابِقُ (tusaabiq[u])	تُعَلِّمُ (tu ع lim[u])

plural

نَحْنُ	نُدَّرِسُ (nudarris[u])	نُسَابِقُ (nusaabiq[u])	نُعَلِّمُ (nu ع lim[u])
أَنْتُمْ	تُدَّرِسُونَ (tudarrisuuna)	تُسَابِقُونَ (tusaabiquuna)	تُعَلِّمُونَ (tu ع limuuna)
أَنْتُنَّ	تُدَّرِسْنَ (tudarrisna)	تُسَابِقْنَ (tusaabiqna)	تُعَلِّمْنَ (tu ع limna)
هُمْ	يُدَّرِسُونَ (yudarrisuuna)	يُسَابِقُونَ (yusaabiquuna)	يُعَلِّمُونَ (yu ع limuuna)
هُنَّ	يُدَّرِسْنَ (yudarrisna)	يُسَابِقْنَ (yusaabiqna)	يُعَلِّمْنَ (yu ع limna)

صَيْدُ السَّمَكِ يُعَلِّمُ الصَّبْرَ.

Fishing [*lit*: hunting fish] teaches patience.

سَنُحَاوِلُ الْيَوْمَ أَنْ نَذْهَبَ إِلَى النَّهْرِ.

We will try to go to the river today.

الشَّمْسُ الْقَوِيَّةُ سَخَّنَتْ الْمَاءَ.

The hot [*lit*: strong] sun has warmed the water.

الْعُمَّالُ أَخْرَجُوا الزَّبَالَ.

The workers have removed the garbage.

حَمَلْنَا الْمِلَفَّ مِنَ الْإِنْتَرْنِتِ أَمْسَ.

We downloaded the file from the Internet yesterday.

Irregular verbs in forms II–IV

Verbs that are irregular in the basic form often also show irregularities in the derived forms. You should still try to apply the same basic rules for the different types of irregular verb: weak verbs, doubled verbs, and verbs with *hamza* as a root letter (see [Chapters 4–6](#)). Note that, in general, if a form requires doubling a root letter or separating root letters with a long vowel, then a basic verb with a doubled or weak root letter (*waaw* or *yaa'*) will often behave perfectly regularly when put into these patterns. Here are some notes about how irregular verbs behave in forms II–IV, followed by a summary table:

Doubled verbs:

- Doubled verbs behave as *regular* verbs in form II. (Doubling the middle root letter means that the second and third root letters of a doubled verb are always written separately.)
- Doubled verbs in forms III and IV follow the same rules as for the basic doubled verb (see [page 30](#)). Form IV doubled verbs are much more common than form III.

Verbs with *hamza* as a root letter:

- Verbs with *hamza* behave roughly as *regular* verbs, but see rules about spelling on [page 30](#). Note in particular the rule about writing two *hamzas* carried by 'alif together as a *madda* ($\bar{\text{ا}}$). This rule means the past tense of forms III and IV starts with this combination when *hamza* is the first root letter (see table).
- When *hamza* is the middle (second) root letter, you may see it by itself on the line in form III because it follows a long vowel (see [page 34](#)).

Weak verbs:

- Verbs with *waaw* or *yaa'* as the first or second root letter (*assimilated* and *hollow* verbs) behave as *regular* verbs in forms II and III.
- *Assimilated* verbs in form IV have a long *uu* vowel at the beginning of the present tense (see table).
- *Hollow* verbs in form IV behave as they do in the basic pattern. They have a

short vowel in the middle if the third root letter has a *sukuun* over it, but this is the short vowel connected to the derived pattern and not to the original root. For example, “I wanted” = **أَرَدْتُ** (*'aradtu*). The short vowel is a *fatHa* because the form IV past pattern is **أَفْعَل** (*'afala*).

- Verbs with *waaw* or *yaa'* as the third root (*defective*) behave irregularly in all forms. Forms II, III and IV *defective* verbs all have the same endings as the **يمشي/امشي** basic group of verbs (see [pages 27–28](#)).

	Form II (yufاعil)		Form III (yufaaعil)		Form IV (yufعil)	
Doubled verbs						
past	رَدَّدَ	repeated	ضَادَّ	opposed	أَحَبَّ	liked
present	يُرَدِّدُ	repeats	يُضَادُّ	opposes	يُحِبُّ	likes
Verbs with hamza <i>as 1st root letter:</i>						
past	أَثَّرَ	influenced	آخَذَ	blamed	أَمَّنَ	believed (in)
present	يُؤَثِّرُ	influences	يُؤَاخِذُ	blames	يُؤْمِنُ	believes (in)
<i>as 2nd root letter:</i>						
past	<i>no verbs in</i>		سَاءَلَ	questioned	أَسَاءَمَ	bored
present	<i>common circulation</i>		يُسْأَلُ	questions	يُسْئِمُ	bores
<i>as 3rd root letter:</i>						
past	هَنَّا	congratulated	كَافَأَ	rewarded	أَنْشَأَ	founded
present	يُهَنِّئُ	congratulates	يُكَافِئُ	rewards	يُنْشِئُ	founds
Weak verbs <i>assimilated:</i>						
past	يَسَّرَ \ وَصَلَ	facilitated/ delivered	وَافَقَ	agreed with	أَوْصَلَ	connected
present	يُيسِّرُ \ يُوصِلُ	facilitates/ delivers	يُؤَافِقُ	agrees with	يُوصِلُ	connects
<i>hollow:</i>						
past	خَوَّفَ	frightened	نَاوَلَ	handed over	أَرَادَ	wanted
present	يُخَوِّفُ	frightens	يُنَاوِلُ	hands over	يُرِيدُ	wants
<i>defective:</i>						
past	رَبَّى	bred/raised	لَاقَى	met with	أَعْطَى	gave
present	يُرَبِّي	breeds/raises	يُلاقِي	meets with	يُعْطِي	gives

Summary of forms II–IV

- Form II verbs are characterized by the doubling of the second root letter (يُفَعِّلُ – *yufaʿʿil*).
- Form III verbs are characterized by the long *aa* vowel after the first root letter (يُفَاعِلُ – *yufaaʿil*).
- Form IV verbs are characterized by the *sukuun* over the first root letter (يُفَعِّلُ – *yufʿil*).
- Forms II–IV are the only Arabic verbs to have a *Damma* as the first vowel in the present tense (*yudarris*, *nuHaawil*, etc.)
- Forms II and IV are most often used with a *transitive* or *causative* meaning (doing something to something/someone else). Form III is most often used for mutual actions (doing something with someone else). However, there are also many other possible meaning patterns.
- Verbs that are irregular in the basic form may also act irregularly in the derived forms (see table on [page 41](#)).



Listen to the *Authors' Tutorial* for a friendly audio introduction to this topic.

9 Derived forms V–VI

The second of the groups of derived forms is made up of forms V (يَتَفَعَّلُ – *yatafaʿʿala*) and VI (يَتَفَاعَلُ – *yatafaʿʿala*).

Characteristics

Past tense

- Form V is made by adding تَ (ta) on the front of the form II pattern:
فَعَّلَ (form II *faʿʿala*) → تَفَعَّلَ (form V verb *tafaʿʿala*)
- Form VI is made by adding تَ (ta) on the front of the form III pattern:
فَاعَلَ (form III *faʿʿala*) → تَفَاعَلَ (form VI verb *tafaʿʿala*)

Present tense

In the present tense, these two forms are vowelized throughout with *fatHa* (ـَ):

Form V: يَتَفَعَّلُ (*yatafaʿʿala*)

Form VI: يَتَفَاعَلُ (*yatafaʿʿala*)

Common meaning patterns

1. Form V can be connected to form II in meaning as well as structure. Form V is often the *reflexive* of form II. In other words, it has the meaning of performing an action on yourself:

يُذَكِّرُ (form II verb *yudhakkir* – to remind) →

يَتَذَكَّرُ (form V verb *yatadhakkar* – to remember [“remind yourself”])

Notice that this can mean some form V verbs are very close in meaning to the original basic root verb and can even sometimes be alternatives with almost the same meaning:

يَعْلَمُ (basic verb *yaalam* – to know) →
يُعَلِّمُ (form II verb *yuaallim* – to instruct) →
يَتَعَلَّمُ (form V verb *yataaallam* – to learn)

2. As form V is often the reflexive of form II, so form VI is sometimes the reflexive of form III, producing the meaning of doing something together or as a group:

يُعَاوِنُ (form III verb *yaawaan* – to help) →
يَتَعَاوَنُ (form IV verb *yataawaan* – to cooperate [“to help each other”])
يُحَادِثُ (form III verb *yuaadith* – to talk to someone) →
يَتَحَادَثُ (form VI verb *yataaadath* – to converse/talk together)

3. Some form VI verbs are connected with a state, where in English we might use an adjective (“to be lazy,” “to be annoyed,” etc.). You should also be aware that there are also many form V and VI verbs that have no particular logic (or the logic is lost in the history of the language):

يَتَكَاسَلُ (*yatakaasal*) – to be lazy
يَتَضَايِقُ (*yataDaayaq*) – to be annoyed

يَتَوَقَّفُ (*yatawaqqaf*) – to stop
يَتَصَرَّفُ (*yataSarraf*) – to behave

Here is a table showing the past and present tenses of forms V and VI, followed by some example sentences:

Past

	Form V (<i>tafa</i> عع <i>ala</i>)		Form VI (<i>tafaa</i> ع <i>ala</i>)	
<i>singular</i>				
أَنَا	تَذَكَّرْتُ	(tadhakkartu)	تَحَادَّثْتُ	(taHaadathtu)
أَنْتَ	تَذَكَّرْتَ	(tadhakkarta)	تَحَادَّثْتَ	(taHaadathta)
أَنْتِ	تَذَكَّرْتِ	(tadhakkarti)	تَحَادَّثْتِ	(taHaadathhti)
هُوَ	تَذَكَّرَ	(tadhakkara)	تَحَادَّثَ	(taHaadatha)
هِيَ	تَذَكَّرَتْ	(tadhakkarat)	تَحَادَّثَتْ	(taHaadathat)
<i>plural</i>				
نَحْنُ	تَذَكَّرْنَا	(tadhakkarnaa)	تَحَادَّثْنَا	(taHaadathnaa)
أَنْتُمْ	تَذَكَّرْتُمْ	(tadhakkartum)	تَحَادَّثْتُمْ	(taHaadathtum)
أَنْتُنَّ	تَذَكَّرْتُنَّ	(tadhakkartunna)	تَحَادَّثْتُنَّ	(taHaadathtunna)
هُمْ	تَذَكَّرُوا	(tadhakkaruu)	تَحَادَّثُوا	(taHaadathuu)
هُنَّ	تَذَكَّرْنَ	(tadhakkarna)	تَحَادَّثْنَ	(taHaadathna)

Present

	Form V (yatafaاععal)	Form VI (yatafaaاعal)
<i>singular</i>		
أنا	أَتَذَكَّرُ ('atadhakkar[u])	أَتَحَادِثُ ('ataHaadath[u])
أَنْتَ	تَتَذَكَّرُ (tatadhakkar[u])	تَتَحَادِثُ (tataHaadath[u])
أَنْتِ	تَتَذَكَّرِينَ (tatadhakkariina)	تَتَحَادِثِينَ (tataHaadathiina)
هُوَ	يَتَذَكَّرُ (yatadhakkar[u])	يَتَحَادِثُ (yataHaadath[u])
هِيَ	تَتَذَكَّرُ (tatadhakkar[u])	تَتَحَادِثُ (tataHaadath[u])
<i>plural</i>		
نَحْنُ	نَتَذَكَّرُ (natadhakkar[u])	نَتَحَادِثُ (nataHaadath[u])
أَنْتُمْ	تَتَذَكَّرُونَ (tatadhakkaruuna)	تَتَحَادِثُونَ (tataHaadathuuna)
أَنْتُنَّ	تَتَذَكَّرْنَ (tatadhakkarna)	تَتَحَادِثْنَ (tataHaadathna)
هُمْ	يَتَذَكَّرُونَ (yatadhakkaruuna)	يَتَحَادِثُونَ (yataHaadathuuna)
هُنَّ	يَتَذَكَّرْنَ (yatadhakkarna)	يَتَحَادِثْنَ (yataHaadathna)

أَنَا لَا أَتَذَكَّرُ اسْمَكَ.

I don't remember your name.

تَكَاسَلْتُ فِي الصَّبَاحِ فَفَاتَنِي الْقِطَارُ.

I was lazy in the morning, and so I missed the train.

بَعْضُ النَّاسِ يَتَصَرَّفُونَ بِطَرِيقَةٍ غَرِيبَةٍ.

Some people behave in a strange manner.

تَلَوَّثَ الشَّاطِئُ بَعْدَ حَارِثِ السَّفِينَةِ.

The coast was polluted after the ship's accident.

هَلْ تَتَضَايِقُ مِنَ الدُّخَانِ؟

Does the smoke bother you?

Irregular verbs in forms V and VI

Because of the close link between forms V–VI and II–III, you will find that many of the same rules apply to the irregular verbs in both cases.

Doubled verbs:

- Doubled verbs behave as regular verbs in form V (as for form II, doubling the middle root letter means that the second and third root letters of a doubled verb are always written separately.)
- Doubled verbs in form VI will follow the same rules as for the basic doubled verb (see [page 30](#)) but are rare and not worth too much attention.

Verbs with *hamza* as a root letter:

- Verbs with *hamza* behave roughly as regular verbs, but see rules about spelling on [page 34](#). Because past and present verbs in forms V and VI are nearly always vowelized with *fatHas* (ـَ), you will usually see the *hamza* written on an 'alif (ا).
- When *hamza* is the middle (second) root letter, it can be written by itself on the line in form VI (as in form III) because it follows a long vowel (see [page 30](#)).

Weak verbs:

- Verbs with *waaw* or *yaa'* as the first or second root letter (*assimilated* and *hollow* verbs) behave as *regular* verbs in forms V and VI, as they do in forms II and III.
- Verbs with *waaw* or *yaa'* as the third root (*defective*) behave irregularly in both forms. *Defective* verbs in forms V and VI are characterized by an 'alif *maqsuura* at the end of both the past and present tenses — *aa* vowel written on a *yaa'* without dots, see Appendix (i). This is the same ending as the مشى basic group of verbs in the past tense, but like the ينسى group in the present tense (see [pages 27–28](#)).

	Form V (yatafaععal)		Form VI (yatafaaaعal)	
Doubled verbs				
past	تَرَدَّدَ	hesitated	<i>no verbs in</i>	
present	يَتَرَدَّدُ	hesitates	<i>common circulation</i>	
Verbs with hamza <i>as 1st root letter:</i>				
past	تَأَثَّرَ	was influenced	تَأَلَّفَ	were familiar
present	يَتَأَثَّرُ	is influenced	يَتَأَلَّفُ	are familiar
<i>as 2nd root letter:</i>				
past	تَفَّأَلَ	was optimistic	تَسَاءَلَ	wondered
present	يَتَفَّأَلُ	is optimistic	يَتَسَاءَلُ	wonders
<i>as 3rd root letter:</i>				
past	تَنَبَّأَ	predicted	تَكَافَأَ	were equal
present	يَتَنَبَّأُ	predicts	يَتَكَافَأُ	are equal
Weak verbs <i>assimilated:</i>				
past	تَوَقَّعَ	expected	تَوَافَقَ	agreed together
present	يَتَوَقَّعُ	expects	يَتَوَافَقُ	agree together
<i>hollow:</i>				
past	تَلَوَّنَ	was colored (in)	تَعَاوَنَ	cooperated
present	يَتَلَوَّنُ	is colored (in)	يَتَعَاوَنُ	cooperate
<i>defective:</i>				
past	تَمَنَّى	wished/wanted	تَلَاقَى	met together
present	يَتَمَنَّى	wishes/wants	يَتَلَاقَى	meet together

Summary of forms V–VI

- Form V and VI verbs are characterized by the **تَ (ta)** in front of the root letters.
- Like form II, form V verbs also double the middle root letter (يَتَفَعَّلُ – yatafaaaعal).

- Like form III, form VI verbs also add a long *aa* after the first root letter (يَتَفَاعَلُ – *yatafaaaʿal*).
- Form V and VI verbs are vowelized throughout with *fatHa* (ـَ) in the past and present tenses.
- Forms V and VI can be the *reflexive* of forms II and III. Form VI often carries the meaning of “doing something together in a group.”
- Verbs that are irregular in the basic form may also act irregularly in these derived forms (see table [page 52](#)).



Listen to the *Authors' Tutorial* for a friendly audio introduction to this topic.

10 Derived forms VII–X

The third group of derived forms is made of up forms VII (يَنْفَعِلُ – *yanfaʿ il*), VIII (يَفْتَعِلُ – *yaftaʿ il*), and X (يَسْتَفَعِلُ – *yastafaʿ il*). Form IX (characterized by doubling the final root letter) has virtually died out in modern Arabic. The only context in which you might see it is connected with changing color, e.g.:
يَحْمَرُّ (*yaHmarr*) – “turn red” or “blush,” etc.

Characteristics

Past tense

- Form VII is made by adding *in* (اِنْ) in front of the root letters:
فَعَلَ (basic verb *faʿala*) → اِنْفَعَلَ (form VII verb *infaʿala*)
- Form VIII is made by adding *i* (اِ) in front of the first root letter and *taa*’ (ت) after it:
فَعَلَ (basic verb *faʿala*) → اِفْتَعَلَ (form VII verb *iftaʿala*)
- Form X is formed by adding an *ista* (اِسْتِ) in front of the root letters and putting a *sukuun* over the first root letter:
فَعَلَ (basic verb *faʿala*) → اِسْتَفَعَلَ (form VII verb *iftaʿala*)

Present tense

In the present tense, these three forms keep the same basic features of the past tense but are vowelized differently. They all have a *fatHa* (َ) as the first two vowels and a *kasra* (ِ) as the third:

Form VII: يَنْفَعِل (yanfaعil)

Form III: يَفْتَعِل (yaftaعil)

Form X: يَسْتَفَعِل (yastafaعil)

Other characteristics

- The *kasra* (i) that begins the past tense of all these three forms will disappear (elide) if the word before ends with a vowel. This is because the *kasra* is carried by *hamzat al wasl* – see Appendix (i).

اِنْقَلَبَ مَرْكَبُهُ. (inqalaba markabuhu) – His boat turned over.

but

ثُمَّ اِنْقَلَبَ مَرْكَبُهُ. (thumma nqalaba markabuhu) – Then his boat turned over.

- Form VII is almost never formed with verbs whose first root letter is *hamza* (ء), *waaw* (و), *yaa'* (ي), *nuun* (ن), *lam* (ل), or *ra'* (ر). The combination of sounds would be unnatural in Arabic.
- The first root letter can affect the beginning of Form VIII verbs. These can seem complicated but follow these general rules:
 - When the first root letter is *taa'* (ت), *waaw* (و) or *hamza* (ء), this is replaced by a doubling of the *taa'* at the beginning of the pattern:

أَخَذَ / يَتَّخِذُ (ittakhadha/yattakhidh: “to adopt”) – from the root: أَخَذَ

وَفَّقَ / يَتَّفِقُ (ittafaqa/yattafiq: “to agree”) – from the root: وَفَّقَ
 - When the first root letter is *daal* (د), *dhaal* (ذ) or *zaay* (ز), the *taa'* at the beginning of form VIII is replaced by a *daal*. In the case of *daal* and *dhaal*, this is then usually combined with the first root letter to produce a double *daal*:

زَحِمَ / يَزْدَحِمُ (izdahama/yazdahim: “to crowd”) – from the root: زَحِمَ

نَحَرَ / يَنْحَرُ (iddakhkhara/yaddakhkhir: “to save/store”) – from: نَحَرَ
 - When the first root letter is *Taa'* (ط), *Zaa'* (ظ), *Saad* (ص) or *Daad* (ض), the *taa'* at the beginning of form VIII is replaced by a *Taa'*. In the case of *Taa'* and *Zaa'*, this is then usually combined with the first root letter to produce a double *Taa'*:

اضْطَرَبَ / يَضْطَرِبُ (iDTaraba/yaDTarib: “to be disturbed”) – from: ضَرَبَ

اطَّلَعَ / يَطَّلِعُ (iTTalaعa/yaTTaliع: “to be informed about”) – from: طلع

Common meaning patterns

1. Form VII is relatively uncommon and usually has a passive meaning:

يَقْلِبُ (basic verb *yaqlib* – to overturn/turn [something] over)→

يُنْقَلَبُ (form VII verb *yanqalin* – to be overturned)

يَكْسِرُ (basic verb *yaksar* – to break)→

يُنْكَسِرُ (form VII verb *yankasir* – to be broken)

2. Form VIII is a common form and is usually intransitive, but there is no consistent meaning pattern connected with it. These verbs are often close to the basic root meaning:

يَجْمَعُ (basic verb *yajmaع* – to gather/put together)→

يَجْتَمِعُ (form VIII verb *yajtamiع* – to assemble/meet together)

يُقْرِبُ (basic verb *yaqrub* – to be near)→

يَقْتَرِبُ (form VIII verb *yaqtarib* – to approach/advance)

يُنْشُرُ (basic verb *yanshur* – to publish/diffuse)→

يَنْتَشِرُ (form VIII verb *yantashir* – to become widespread)

3. Form X often has the meaning of asking for something:

يَأْذِنُ (basic verb *ya'dhan* – to permit)→

يَسْتَأْذِنُ (form X verb *yasta'dhin* – to ask for permission)

يَعْلَمُ (basic verb *yalam* – to know)→

يَسْتَعْلِمُ (form X verb *yastalim* – to inquire [“ask for knowledge”])

4. Form X can also mean to “consider or find something ...”:

يَحْسُنُ (basic verb *yaHsun* – to be beautiful)→

يَسْتَحْسِنُ (form X verb *yastaHsin* – to admire [“consider beautiful”])

Here is a table showing the past and present tenses for these three verb forms, followed by some example sentences:

Past

	Form VII (infaعala)	Form VIII (iftaعala)	Form X (istaعala)
<i>singular</i>			
أنا	انْقَلَبْتُ (inqalabtu)	اِقْتَرَبْتُ (iqtarabtu)	اِسْتَعْلَمْتُ (istaعlamtu)
أنت	انْقَلَبْتَ (inqalabta)	اِقْتَرَبْتَ (iqtarabta)	اِسْتَعْلَمْتَ (istaعlamta)
أنت	انْقَلَبْتِ (inqalabti)	اِقْتَرَبْتِ (iqtarabti)	اِسْتَعْلَمْتِ (istaعlamti)
هو	انْقَلَبَ (inqalaba)	اِقْتَرَبَ (iqtaraba)	اِسْتَعْلَمَ (istaعlama)
هي	انْقَلَبَتْ (inqalabat)	اِقْتَرَبَتْ (iqtarabat)	اِسْتَعْلَمَتْ (istaعlamat)
<i>plural</i>			
نحن	انْقَلَبْنَا (inqalabnaa)	اِقْتَرَبْنَا (iqtarabnaa)	اِسْتَعْلَمْنَا (istaعlamnaa)
أنتم	انْقَلَبْتُمْ (inqalabtum)	اِقْتَرَبْتُمْ (iqtarabtum)	اِسْتَعْلَمْتُمْ (istaعlamtum)
أنتن	انْقَلَبْتُنَّ (inqalabtunna)	اِقْتَرَبْتُنَّ (iqtarabtunna)	اِسْتَعْلَمْتُنَّ (istaعlamtunna)
هم	انْقَلَبُوا (inqalabuu)	اِقْتَرَبُوا (iqtarabuu)	اِسْتَعْلَمُوا (istaعlamuu)
هن	انْقَلَبْنَ (inqalabna)	اِقْتَرَبْنَ (iqtarabna)	اِسْتَعْلَمْنَ (istaعlamna)

Present

	Form VII (yanfaع il)	Form VIII (yaftaع il)	Form X (yastafaع il)
<i>singular</i>			
أنا	أَنْقَلِبُ ('anqalib[u])	أَقْتَرِبُ ('aqtarib[u])	أَسْتَعْلِمُ ('astaع lim[u])
أَنْتَ	تَنْقَلِبُ (tanqalib[u])	تَقْتَرِبُ (taqtarib[u])	تَسْتَعْلِمُ (tastaع lim[u])
أَنْتِ	تَنْقَلِبِينَ (tanqalibiina)	تَقْتَرِبِينَ (taqtaribiina)	تَسْتَعْلِمِينَ (tastaع limiina)
هُوَ	يَنْقَلِبُ (yanqalib[u])	يَقْتَرِبُ (yaqtarib[u])	يَسْتَعْلِمُ (yastaع lim[u])
هِيَ	تَنْقَلِبُ (tanqalib[u])	تَقْتَرِبُ (taqtarib[u])	تَسْتَعْلِمُ (tastaع lim[u])
<i>plural</i>			
نَحْنُ	نَنْقَلِبُ (nanqalib[u])	نَقْتَرِبُ (naqtarib[u])	نَسْتَعْلِمُ (nastaع lim[u])
أَنْتُمْ	تَنْقَلِبُونَ (tanqalibuuna)	تَقْتَرِبُونَ (taqtaribuuna)	تَسْتَعْلِمُونَ (tastaع limuuna)
أَنْتُنَّ	تَنْقَلِبْنَ (tanqalibna)	تَقْتَرِبْنَ (taqtaribna)	تَسْتَعْلِمْنَ (tastaع limna)
هُمْ	يَنْقَلِبُونَ (yanqalibuuna)	يَقْتَرِبُونَ (yaqtaribuuna)	يَسْتَعْلِمُونَ (yastaع limuuna)
هُنَّ	يَنْقَلِبْنَ (yanqalibna)	يَقْتَرِبْنَ (yaqtaribna)	يَسْتَعْلِمْنَ (yastaع limna)

انْقَلَبَتِ السَّفِينَةُ فِي العاصِفَةِ.

The ship capsized in the storm.

شَعَرْنَا بِالْحَرَارَةِ حَيْثُ اقْتَرَبْنَا مِنَ الْفُورِ.

We felt the heat when we approached the oven.

يَسْتَعْلِمُ السَّائِحُ مِنَ الدَّلِيلِ عَنْ مَكَانِ الأَهْرَامِ.

The tourist asks the guide about the location of the pyramids.

انْقَسَمَتِ البِيْزْطَا إِلَى أَرْبَعَةِ أَجْزَاءٍ.

The pizza was divided into four pieces.

اسْتَخْرَجَ الجَّرَاحُ الرِّصَاصَةَ مِنْ كَتْفِي.

The surgeon removed the bullet from my shoulder.

Irregular verbs in forms VII–X

Here are some notes about how irregular verbs behave in forms VII–X, followed by a summary table:

Doubled verbs:

- Doubled verbs in forms VII, VIII, and X follow the same rules as for the basic doubled verb (see [page 30](#)).

Verbs with *hamza* as a root letter:

- Verbs with *hamza* are not common in forms VII–X. When they do occur, they behave roughly as *regular* verbs, but see rules about spelling on [page 34](#). Note in particular that form VIII verbs with *hamza* as the first letter behave like assimilated verbs (see table).

Weak verbs:

- *Assimilated* verbs are virtually nonexistent in form VII and regular in form X. In form VIII, the first letter drops out and is replaced by a doubling of the *taa'*.
- *Hollow* verbs in forms VII–X behave similarly to basic hollow verbs. They have a long vowel at the end if there is no *sukuun* over the third root letter. Notice that this long vowel is usually an *aa* sound (اَ). Only in the present tense of form X is it an *ii* sound (يِ). If the third root letter has a *sukuun* over it, the long vowel will become short. For example, “he resigned” = اِسْتَقَالَ (*istaqaala*), but “I resigned” = اِسْتَقَلْتُ (*istaqaltu*).
- Verbs with *waaw* or *yaa'* as the third root (*defective*) behave irregularly in forms VII, VIII, and X and have the same endings as the *يمشي/امشي* basic group of verbs (see [pages 27–28](#)).

	Form VII (yanfaع il)	Form VIII (yaftaع il)	Form X (yastafaع il)
Doubled verbs			
past	انضمَّ joined (club)	امتدَّ extended	استمرَّ continued
present	ينضمَّ joins (club)	يمتدَّ extend	يستمرَّ continues
Verbs with hamza as 1st root letter:			
past	<i>no verbs in common circulation</i>	اتخذَ adopted	استأجرَ rented
present	<i>no verbs in common circulation</i>	يتخذُ adopt	يستأجرُ rents
as 2nd root letter:			
past	<i>no verbs in common circulation</i>	ابتأسَ was sad	<i>no verbs in common circulation</i>
present	<i>no verbs in common circulation</i>	يبتأسُ is sad	<i>no verbs in common circulation</i>
as 3rd root letter:			
past	انقرأَ was read	ابتدأَ began	استهزأَ mocked
present	ينقرئُ is read	يبتدئُ begins	يستهزئُ mocks
Weak verbs assimilated:			
past	<i>no verbs in common circulation</i>	اتفقَ agreed	استوقفَ stopped
present	<i>no verbs in common circulation</i>	يتفقُ agrees	يستوقفُ stops
hollow:			
past	انقادَ was led	احتاجَ needed	استقالَ resigned
present	ينقادُ is led	يحتاجُ needs	يستقيلُ resigns
defective:			
past	انحنى bowed, bent	اشترى bought	استثنى excluded
present	ينحني bows, bends	يشترى buys	يستثنى excludes

Summary of forms VII–X

- Form VII verbs are characterized by the *nuun* (ن) before the root letters (ينفعل – yanfaع il).
- Form VIII verbs are characterized by the *taa'* (ت) after the first root letter

· (يَفْتَعِلُ – *yafṭaʿ il*). This form can change somewhat depending on the first root letter.

- Form X verbs are characterized by the *siin* (س) and *taa'* (ت) – or *sta* sound – before the root letters (يَسْتَفْعِلُ – *yastafʿ il*).
- In the past tense, forms VII–X start with *i* (إ): *infaʿ ala*, *iftaʿ ala*, *istafʿ ala*..
- In the present tense, forms VII–X are vowelled with 2 *fatHas* and a *kasra*: *yanfaʿ il*, *yafṭaʿ il*, *yastafʿ il*..
- Form VII often has a *passive* meaning.
- Form VIII is a common form but has no consistent meaning patterns associated with it.
- Form X has two common meaning patterns: to think or consider that something is (beautiful, etc.), and to ask for something.



Listen to the *Authors' Tutorial* for a friendly audio introduction to this topic.

11 Essentials of making sentences with verbs

The first chapters of this book have covered the essentials of Arabic verbs — the basic tenses and forms. Before we move on to look at some of the more detailed aspects of how verbs are used, we need to recap and expand on how to use verbs in sentences.

Some information on how verbs behave in sentences has already been presented in the first ten verb chapters. Below is a summary of this information with important additional notes.

- Arabic verbs change according to the *subject* (who/what is carrying out the action):

كَتَبَ خَالِدٌ رِسَالَةً لِلْوَزِيرِ. Khalid wrote (*kataba*) a letter to the minister.

كَتَبَتْ فَاطِمَةُ رِسَالَةً لِلْوَزِيرِ. Fatma wrote (*katabat*) a letter to the minister.

- If the subject is a mixed group of male and female people, the masculine is used:

الْأَوْلَادُ وَالْبَنَاتُ دَخَلُوا الْمَدْرَسَةَ. The boys and girls entered the school.

There are different dual forms for two people or things. These are covered in [Chapter 18](#) (for verbs) and [Chapter 28](#) (in general).

- Because the *prefixes* and *suffixes* (letters on the beginning and end of the verb) tell you the subject, Arabic does not often use personal pronouns with verbs (e.g., أنا – “I,” هُوَ – “he,” etc.). If they are used, it is usually for emphasis after the verb:

دَخَلَ أُنِي جَامِعَةَ الْقَاهِرَةِ فِي عَامِ ٢٠٠٥، ثُمَّ بَعْدَ سَنَتَيْنِ دَخَلْتُ أَنَا.

My brother attended Cairo University in 2005, then two years later I [too] attended.

- The verb can come before or after the subject. This is largely a matter of emphasis/level of formality. If a sentence starts with the subject, you might see the word **إِنَّ** ('inna) first. This word is added for emphasis but has no direct translation:

كَتَبَ خَالِدٌ رِسَالَةً لِلْوَزِيرِ. (verb before subject)

إِنَّ خَالِدًا كَتَبَ رِسَالَةً لِلْوَزِيرِ. (subject before verb with إِنَّ)

إِنَّ is followed by the accusative case (**خَالِدًا** – *khaalidan*) – see Appendix (ii).

- The plural verbs are only used for people. If the subject of a verb is plural but not human (i.e., three or more things/ideas, etc.), Arabic grammar regards this as feminine singular (refer to [Chapter 21](#) if you need to review this concept). This means you have to use the **هِيَ** (“she”) part of the verb:

وَقَعَتِ الصُّحُوفُ عَلَى الْأَرْضِ وَأَنْكَسَرَتْ. The plates fell on the floor and broke.

إِنَّ الدُّوَلِ الْإِسْلَامِيَّةَ تَتَّعَاوَنُ مِنْ أَجْلِ السَّلَامِ. The Islamic states are cooperating for [the sake of] peace.

This is a very important aspect of Arabic grammar generally since there is virtually no exception to the rule. It might seem odd to you to refer to a group of plates or countries as “she”, but it will seem just as odd to an Arabic speaker if you use the plural forms which they reserve for people.

- If the subject is a group of people, the verb will still be singular if it comes before the subject. It will only change according to whether the subject is masculine or feminine:

وَصَلَ الرَّجَالُ إِلَى الْمَصْنَعِ. The men arrived at the factory.

بَدَأَتِ السَّيِّدَاتُ اجْتِمَاعَهُنَّ. The women began their meeting.

Look at the next sentences. They have two verbs, before and after the subject:

حَضَرَ الْمُدْرُسُونَ اجْتِمَاعاً وَاتَّفَقُوا عَلَى الْبَرْنَامِجِ لِلْعَامِ الْقَادِمِ.

The teachers attended a meeting and agreed on the program for the upcoming year.

كَتَبَتِ الْبَنَاتُ خِطَابَاتًا، ثُمَّ خَرَجْنَ.

The girls wrote letters and then went out.

The subject of the first sentence above is masculine plural (*mudarrisuuna* – teachers). The first verb (*HaDara* – attended) is in the masculine singular because it comes before the subject. The second verb (*ittafaquu* – agreed) has the plural ending *uu* since it comes after the subject. The same is true of the second sentence, except that the subject is now feminine plural (*banaat* – girls) and so the feminine singular ending *at* (*katabat* – wrote) and feminine plural ending *na* (*kharajna* – went out) are used.

These are the basic guidelines for using verbs. You will become more aware of subtle style differences through reading and absorbing Arabic that is written in a natural style by native speakers.

12 Verbs in the subjunctive

In previous chapters, we have seen how different verbs work in the standard present tense. Now we need to look at some variations that can occur to the present verb in certain situations. Grammarians often call these variations “moods of the verb.” The two moods you need to know in Arabic are the *subjunctive* and the *jussive*. Only in the minority of cases do these moods affect the way a verb is written or pronounced. However, you do need to know the whole story, otherwise you cannot understand or work out the changes that occur in this significant minority of cases.

The individual usages of the subjunctive and jussive listed in the next two chapters are relatively limited and easy to remember. You will soon come to connect them with particular words and phrases.

Regular verbs in the subjunctive

In regular verbs, the subjunctive is very similar to the standard present tense. This is also true of the derived forms.

The most significant change is that when the standard present tense ends in a *nuun* (ن), this is dropped in the *subjunctive*. This affects the masculine plurals – **هُمْ** (*hum*) and **أَنْتُمْ** (*'antum*) – and the feminine **أَنْتِ** (*'anti*) parts of the verb. (The dual is also affected – see [Chapter 28](#)). These changes affect the spelling and pronunciation.

Less significantly, the final (often unpronounced) *Damma* (ُ) that ends many parts of the standard present tense (see [page 15](#)) changes to a *fatHa* (َ) in the subjunctive. In other words **يَكْتُبُ** (*yaktubu*) becomes **يَكْتُبَا** (*yaktuba*). As both these alternatives are usually written without vowels and pronounced **يَكْتُبُ** (*yaktub*), you would not normally notice the change.

The table below shows the standard present tense and the subjunctive for the regular verb *yaktub* (to write):

	Standard present	Subjunctive
<i>singular</i>		
أنا I	أَكْتُبُ 'aktub(u)	أَكْتُبَ 'aktub(a)
أَنْتَ you (masc.)	تَكْتُبُ taktub(u)	تَكْتُبَ taktub(a)
أَنْتِ you (fem.)	تَكْتُبِينَ taktubiina	تَكْتُبِي taktubii
هُوَ he/it	يَكْتُبُ yaktub(u)	يَكْتُبَ yaktub(a)
هِيَ she/it	تَكْتُبُ taktub(u)	تَكْتُبَ taktub(a)
<i>plural</i>		
نَحْنُ we	نَكْتُبُ naktub(u)	نَكْتُبَ naktub(a)
أَنْتُمْ you (masc. pl)	تَكْتُبُونَ taktubuuna	*تَكْتُبُوا taktubuu
أَنْتُنَّ you (fem. pl)	تَكْتُبْنَ taktubna	تَكْتُبْنَ taktubna
هُمْ they (masc.)	يَكْتُبُونَ yaktubuuna	*يَكْتُبُوا yaktubuu
هُنَّ they (fem.)	يَكْتُبْنَ yaktubna	يَكْتُبْنَ yaktubna

*Notice that the the masculine plurals have an extra 'alif in the subjunctive. As with the past tense (see page 14), this 'alif is silent.

Irregular verbs in the subjunctive

Irregular verbs do not stray much from the rules for regular verbs in the subjunctive. There are some minor differences which you may meet occasionally:

- Weak verbs that end in a long *ii* (يِي) or *uu* (وُو) in the standard present tense, will end in *iya* (يِي) or *uwa* (وُو) in the subjunctive (if fully pronounced), but those that end in a long *aa* (اِي) do not change:

يَنْتَهِي *yantahii* – to finish – standard present tense →

يَنْتَهِي *yantahiya* – subjunctive

يَبْدُو *yabduu* – to seem/appear – standard present tense →

يَبْدُو *yabduwa* – subjunctive

يَنْسَى *yansaa* – to forget – standard present tense →

يَنْسَى *yansaa* – subjunctive (no change)

Uses of the subjunctive

The subjunctive is only used when verbs come after particular words (or “particles” as they are sometimes called). The most common of these is أَنْ (*'an* – to). Here is a fuller list, in rough order of frequency:

أَنْ	<i>'an</i>	to
(أَلَا)	<i>'allaa</i>	not to
لِ	<i>li</i>	to/in order to
لَنْ	<i>lan</i>	shall/will not (used to make the future negative)
حَتَّى	<i>Hatta*</i>	so that
لِكَيْ	<i>likayy</i>	in order to

* *Hatta* also means “until.” The subjunctive is only used when it means “so that.”

The structure أَنْ (*'an*) + *subjunctive* is used frequently in Arabic, often after verbs where in English we would use the infinitive (e.g., “can’t run” or “want to vote”).

لَا أَسْتَطِيعُ أَنْ أَجْرِي مَعَكُمْ الْيَوْمَ لِأَنِّي مَرِيضٌ.

I can’t run with you today because I’m sick.

هَلْ تُرِيدُونَ أَنْ تُصَوِّتُوا فِي الْإِنْتِخَابَاتِ؟

Do you [*plural*] want to vote in the elections?

The other particles are used in roughly the same contexts as they would be in English:

عَلَيْكَ أَنْ تَذَاكِرِي لِتَنْجَحِي فِي الْإِمْتِحَانِ.

You [*feminine*] should study [*lit*: “on you that you study”] in order to pass the exam.

هَيَا نَأْكُلْ الْآنَ حَتَّى نَنْتَهِيَ قَبْلَ بَدَايَةِ الْبَرْنَامِجِ.

Let’s eat now so that we can finish before the start of the program.

لَنْ تَرَى الْقَمَرَ بِالنَّهَارِ.

You won’t see the moon in the daytime.

إِشْتَرَيْتُ تَذَكِرَتِي مِنَ الْإِنْتَرْنَتِ لِكَيْ أُوفِرَ فِي سَعْرِهَا.

I bought my ticket from the Internet in order to save on its cost.

Summary of the *subjunctive*

- The *subjunctive* is a variation (“mood”) of the present tense used after certain words.
- The most common of these words is أَنْ (‘an – to).
- The *subjunctive* is very similar to the standard present tense for both regular and irregular verbs.
- The major difference affecting everyday usage and spelling is that the *nuun* (ن) is dropped from the end of the masculine plurals – يَكْتُبُوا (yaktubuu)/ تَكْتُبُوا (taktubuu) – and the feminine “you” – تَكْتُبِي (taktubii).

13 Verbs in the jussive (incl. the imperative)

The jussive is the second variation of the present tense that you need to know. In many ways it is more important than the subjunctive, partly because it is more frequently used and partly because it displays more irregularities.

Regular verbs in the jussive

In regular verbs, the jussive, like the subjunctive, is very similar to the standard present tense. Again like the subjunctive, the most significant change in regular verbs is that the *nuun* (ن) is dropped at the end of the parts of the verb for masculine plurals “they” هُمْ (*hum*) and “you” أَنْتُمْ (*'antum*), and the feminine singular “you” أَنْتِ (*'anti*). (The dual is also affected — see [Chapter 28](#)).

The difference in regular verbs between the subjunctive and the jussive is that the *Damma* (◌ُ) that ends many parts of the standard present tense (see [page 15](#)) changes to a *sukuun* (◌ُ) in the jussive, rather than the *fatHa* (◌َ) of the subjunctive. In other words يَكْتُبُ (*yaktubu*) becomes يَكْتُبْ (*yaktub*) in the jussive. Since the standard present tense, the subjunctive and the jussive are all often written without vowels and pronounced يَكْتُبْ (*yaktub*), you would not normally notice this change in regular verbs. (But it does become significant in irregular verbs — see the section on [page 70](#).)

The table on the next page shows the standard present tense and the jussive for the regular verb يَكْتُبُ *yaktub* (to write):

	Standard present	Jussive
<i>singular</i>		
أنا I	أَكْتُبُ 'aktub(u)	أَكْتُبْ 'aktub
أَنْتَ you (masc.)	تَكْتُبُ taktub(u)	تَكْتُبْ taktub
أَنْتِ you (fem.)	تَكْتُبِينَ taktubiina	تَكْتُبِي taktubii
هُوَ he/it	يَكْتُبُ yaktub(u)	يَكْتُبْ yaktub
هِيَ she/it	تَكْتُبُ taktub(u)	تَكْتُبْ taktub
<i>plural</i>		
نَحْنُ we	نَكْتُبُ naktub(u)	نَكْتُبْ naktub
أَنْتُمْ you (masc. pl)	تَكْتُبُونَ taktubuuna	*تَكْتُبُوا taktubuu
أَنْتُنَّ you (fem. pl)	تَكْتُبْنَ taktubna	تَكْتُبْنَ taktubna
هُمْ they (masc.)	يَكْتُبُونَ yaktubuuna	*يَكْتُبُوا yaktubuu
هُنَّ they (fem.)	يَكْتُبْنَ yaktubna	يَكْتُبْنَ yaktubna

*Notice that the the masculine plurals have an extra 'alif in the jussive as they do in the subjunctive. As with the past tense (see page 14), this 'alif is silent.

Irregular verbs in the *jussive*

The fact that the jussive ends in a *sukuun*, although largely insignificant in regular verbs, does have a big impact on many types of irregular verbs. Because the jussive replaces the *Damma* over the third root letter of many parts of the present tense with a *sukuun*, this can fundamentally affect the whole formation of many irregular verbs. The easiest way to approach this is to take each type of irregular verb in turn, as follows:

Verbs with waaw or yaa' as a root letter

- Verbs with waaw or yaa' as the first root letter (*assimilated verbs*) follow the same rules as regular verbs:

يَصِلُ *yaSil(u)* – he arrives (standard present tense)

يَصِلْ *yaSil* – he arrives (jussive)

- Verbs with *waaw* or *yaa'* as the second root letter (*hollow verbs*) change significantly in the jussive. These changes affect both the pronunciation and the spelling and so it is important to understand them. Firstly, remind yourself of the basic rules for hollow verbs (see [pages 22–26](#) if you need more help):

- **Sukuun** over third root letter of regular verb = **short vowel** in the middle of irregular hollow verb
- **Vowel** over third root letter of regular verb = **long vowel** in the middle of irregular hollow verb

You know that a hollow verb in the standard present tense usually has a long vowel in the middle because the third root letter has a vowel over it — for example, يَزُورُ (*yazuur(u)* – he visits). In the jussive, however, the third root letter has a *sukuun* over it, and this means that a hollow verb will have a short vowel in the middle: يَزُرْ (*yazur*). Look at the table below showing how this rule applies to the other parts of the verb يزور. You could try covering the right-hand column and predicting the jussive by looking at the rules above.

	Standard present	Jussive
<i>singular</i>		
أنا I	أزورُ 'azuur(u)	أزُرُ 'azur
أنتَ you (masc.)	تأزورُ tazuur(u)	تأزُرُ tazur
أنتِ you (fem.)	تأزورينَ tazuuriina	تأزوري tazurii
هوُ he/it	يأزورُ yazuur(u)	يأزُرُ yazur
هيَ she/it	تأزورُ tazuur(u)	تأزُرُ tazur

	Standard present	Jussive
<i>plural</i>		
نحنُ we	نأزورُ nazuur(u)	نأزُرُ nazur
أنتمُ you (masc. pl)	تأزورونَ tazuuruuna	تأزوروا tazuuruu
أنتنَّ you (fem. pl)	تأزرنَ tazurna	تأزرنَ tazurna
همُ they (masc.)	يأزورونَ yazuuruuna	يأزوروا yazuuruu
هنَّ they (fem.)	يأزرنَ yazurna	يأزرنَ yazurna

Notice that the feminine plurals are the only parts of the present tense that remain the same in the jussive. You can apply the pattern above to all hollow verbs, except that the short vowel will be *fatHa* (َ) if there is a long *aa* (ا) in the standard present tense and *kasra* (ِ) if there is a long *ii* (ي):

يبيعُ *yabii*(u) – to sell – standard present tense →
 يبيعْ *yabi*ع– jussive

ينامُ *yanaam*(u) – to sleep – standard present tense →
 ينامْ *yanam* – jussive

يُرِيدُ *yuriid(u)* – to want – standard present tense →
 يُرِيدُ *yurid* – jussive

- Verbs with *waaw* or *yaa*’ as the third root letter (*defective verbs*) also change significantly in the jussive. These verbs often have a long vowel at the end of the standard present tense (see [pages 28–29](#)). This changes to a short vowel in the jussive. Defective verbs in the jussive can be awkward to spot since they often look as if they only have two root letters, especially if you see them without vowels. Look at the standard present tense and the jussive for the verb يَمْشِي (*yamshii* – to walk):

	Standard present	Jussive
<i>singular</i>		
أنا I	أَمْشِي 'amshii	أَمْشِ 'amshi
أَنْتَ you (masc.)	تَمْشِي tamshii	تَمْشِ tamshi
أَنْتِ you (fem.)	تَمْشِينَ tamshiina	تَمْشِي tamshii
هُوَ he/it	يَمْشِي yamshii	يَمْشِ yamshi
هِيَ she/it	تَمْشِي tamshii	تَمْشِ tamshi
<i>plural</i>		
نَحْنُ we	نَمْشِي namshii	نَمْشِ namshi
أَنْتُمْ you (masc. pl)	تَمْشُونَ tamshuuna	تَمْشُوا tamshuu
أَنْتُنَّ you (fem. pl)	تَمْشِينَ tamshiina	تَمْشِينَ tamshiina
هُمْ they (masc.)	يَمْشُونَ yamshuuna	يَمْشُوا yamshuu
هُنَّ they (fem.)	يَمْشِينَ yamshiina	يَمْشِينَ yamshiina

As with hollow verbs, the short vowel in the jussive of defective verbs depends

on the original long vowel:

يَنْتَهِي *yantahii* – to finish – standard present tense →
يَنْتَهِي *yantahi* – jussive

يَشْكُو *yashkuu* – to complain – standard present tense →
يَشْكُ *yashku* – jussive

يَنْسَى *yansaa* – to forget – standard present tense →
يَنْسَ *yansa* – jussive

Doubled verbs

- The rule affecting whether the identical root letters are written separately or together in a doubled verb is connected with the vowel over the third root letter in a regular verb. Remind yourself of the rule (see also [Chapter 5](#)):

- **Sukuun** over third root letter of regular verb =
second and third root letters **written separately** in doubled verb
- **Vowel** over third root letter of regular verb =
second and third root letters **written together** in doubled verb

The *sukuun* that characterizes much of the jussive means that the second and third root letters are written separately more often than in the standard present tense. Try covering the right-hand column of the table below and predicting the jussive for the doubled verb يَرُدُّ (*yarudd* – to reply), applying the rules above.

	Standard present	Jussive
<i>singular</i>		
أَنَا I	أَرُدُّ 'arudd(u)	أَرُدُّنَّ 'ardud
أَنْتَ you (masc.)	تَرُدُّ tarudd(u)	تَرُدُّنَّ tardud
أَنْتِ you (fem.)	تَرُدِّينَ taruddiina	تَرُدِّينَ taruddii
هُوَ he/it	يَرُدُّ yarudd(u)	يَرُدُّنَّ yardud
هِيَ she/it	تَرُدُّ tarudd(u)	تَرُدُّنَّ tardud
<i>plural</i>		
نَحْنُ we	نَرُدُّ narudd(u)	نَرُدُّنَّ nardud
أَنْتُمْ you (masc. pl)	تَرُدُّونَ tarudduuna	تَرُدُّوا tarudduu
أَنْتُنَّ you (fem. pl)	تَرُدُّنَّ tardudna	تَرُدُّنَّ tardudna
هُمْ they (masc.)	يَرُدُّونَ yarudduuna	يَرُدُّوا yarudduu
هُنَّ they (fem.)	يَرُدُّنَّ yardudna	يَرُدُّنَّ yardudna

Verbs with *hamza* as a root letter

- These verbs do not vary from regular verbs in the jussive. However, you should be aware of an alternative for the commonly used verb

يَسْأَلُ (yas'al – to ask):

يَسْأَلُ yas'al(u) – to ask – standard present tense →

يَسْأَلْ yas'al or يَسَلْ yasal – jussive

Uses of the jussive

The jussive has three main uses in modern Arabic.

Negative commands

The jussive is used after ' لا (*laa*) to mean “don’t” as an order or command:

لا تَزُرْ مَرِيضَكَ لِأَكْثَرَ مِنْ نِصْفِ سَاعَةٍ.

Don't visit your patient for more than half an hour.

لا تُحَاوِلُوا أَنْ تَتَسَلَّقُوا هَذِهِ الشَّجَرَةَ الْعَالِيَةَ.

Don't [*plural*] try to climb this tall tree.

fal (...فلا) and li (...لي)

The jussive is used after ...فلا (*fal*), or less commonly ...لي (*li*), with the meaning of “(so) let’s:”

سَرَقَ اللُّصُوصُ سَيَّارَتَنَا! فَلْنَذْهَبْ إِلَى السُّرْطَةِ.

Thieves have stolen our car! So let's go to the police.

فَلْنَطْلُبْ مِنْ جِيرَانِنَا أَنْ يَمْتَنِعُوا عَنْ قَرَعِ الطُّبُولِ.

Let's ask our neighbors to stop banging drums.

Negative past

The jussive is used after لَمْ (*lam*) to make the past tense negative (“didn’t”):

لَمْ أَتَزَوَّجْ بَعْدَ لِأَنَّيْ مُفْلِسٍ.

I haven't gotten married yet because I'm broke.

تَأَخَّرَتْ عَمَّتِي لِأَنَّهَا لَمْ تَعُثِرْ عَلَى تَاكْسِي.

My aunt was late because she didn't find a taxi.

لَمْ يَنْتَهِ الْمُدِيرُ الْمَالِي مِنْ تَقْرِيرِهِ قَبْلَ الْإِجْتِمَاعِ.

The finance manager didn't finish his report before the meeting.

The imperative

The jussive is also used as a base for forming the imperative, or commands.

There are two basic categories and almost all Arabic verbs follow the rules for the appropriate category.

Verbs with *sukuun* over the first root letter

If a verb has a *sukuun* over the first root letter in the jussive, the letters at the beginning (*prefix*) are taken off and replaced by an 'alif:

تَكْتُبُ (jussive – “you write”)
↓
اَكْتُبُ (imperative – “Write!”)

In a basic (form I) verb, the 'alif on the front of the imperative will have a *Damma* if the middle vowel of the present is also a *Damma*, and a *kasra* if the middle vowel is either a *fatHa* or a *kasra*:

تَشْرَبُ *tashrab* – you drink (jussive) →
اشْرَبْ *ishrab* – Drink! (imperative)
تَطْلُبُوا *taTlubuu* – you [plural] request (jussive) →
اطْلُبُوا *uTlubuu* – Request! (imperative)
تَذْهَبِي *tadhhabii* – you [fem.] go (jussive) →
إِذْهَبِي *idhhabii* – Go! (imperative)

Derived forms IV, VII, VII, and X also have a *sukuun* over the first root letter in the jussive and so have the added 'alif. Form IV has a *fatHa* over the 'alif and forms VII, VIII, and X all have a *kasra*:

تُرْسِلُ *tursil* – you send (jussive, form IV) →
ارْسِلْ *arsil* – Send! (imperative)
تَسْتَعْلِمِي *tasta'limii* – you [fem.] inquire (jussive, form X) →
اسْتَعْلِمِي *ista'limii* – Inquire! (imperative)

تَنْتَهٍ *tantahi* – you finish (*jussive*, form VIII) →

انْتَهِ *intahi* – Finish! (*imperative*)

تَقْتَرِبُوا *taqtaribuu* – you [pl.] approach (*jussive*, form VIII) →

اقْتَرِبُوا *iqtaribuu* – Approach! (*imperative*)

Verbs with a vowel over the first root letter

Some verbs have a vowel over the first root letter of the jussive, rather than a sukuun. These type of verbs do not have the initial 'alif:

تُسَخِّنُ *(jussive – “you heat/warm up”)*

سَخِّنْ *(imperative – “Heat!”)*

Form II, III, V, and VI verbs are all like this, as are many irregular verbs, such as hollow verbs, doubled verbs, and verbs with *waaw* as the first root letter:

تَقُلْ *taqul* – you say (*jussive*, hollow verb) →

قُلْ *qul* – Say! (*imperative*)

تَتَذَكَّرْ *tatadhakkar* – you remember (*jussive*, form V) →

تَذَكَّرْ *tadhakkar* – Remember! (*imperative*)

تَرُدِّيْ *taruddii* – you [fem.] reply (*jussive*, doubled verb) →

رُدِّيْ *ruddii* – Reply! (*imperative*)

تَتَعَاوَنُوا *tataaawanuu* – you [pl.] cooperate (*jussive*, form VI) →

تَعَاوَنُوا *taaawanuu* – Cooperate! (*imperative*)

Here are some example sentences using the imperative:

تَعَاوَنُوا مَعًا فِي بِنَاءِ الْمَدْرَسَةِ الْجَدِيدَةِ.

Cooperate in building the new school.

إِذْهَبِي إِلَى الشَّاطِئِ وَاسْبَحِي مَعَ أَصْدِقَائِكَ.

Go [*fem.*] to the beach and swim with your friends.

إِشْرَبِ الشَّايَ قَبْلَ أَنْ يَبْرُدَ.

Drink the tea before it gets cold.

اُكْتُبْ إِسْمَكَ وَعُنْوَانَكَ هُنَا بِحَطِّ وَاضِحٍ.

Write your name and address here in clear handwriting.

سَاعِدْنِي مِنْ فَضْلِكَ لِأَنَّ هَذَا الصُّنْدُوقَ ثَقِيلٌ.

Help me please because this box is heavy.

إِذْهَبْ إِلَى السُّوقِ وَاشْتَرِ لِي بَعْضَ الْفَاكِهَةِ.

Go to the market and buy me some fruit.

Summary of the jussive

- The jussive is a variation (“mood”) of the present tense used after certain words.
- The most common of these words are لا (*laa*) to mean “don’t” as an order, and لَمْ (*lam*) to make the past tense negative (“didn’t”).
- The jussive is very similar to the subjunctive. The difference is that there is a *sukuun* over the final root letter: يَكْتُبُ (*yaktub*), rather than a *fatHa* as in the subjunctive.
- The *sukuun* of the jussive changes the way many irregular verbs are written and pronounced. These need to be studied individually.
- The imperative (for command or requests) is also formed from the jussive by removing the initial prefix. If this leaves a *sukuun* over the first letter, an *'alif* is added at the beginning.

14 Making verbs negative

This chapter contains a summary of how to make verbs negative. Some of these have been mentioned in previous chapters, but this summary will be a useful reference.

In English, we usually make verbs negative by adding the word “not,” by itself or with another small helping word such as “do,” “did,” etc:

I walked → I did not walk.

I am going → I am not going.

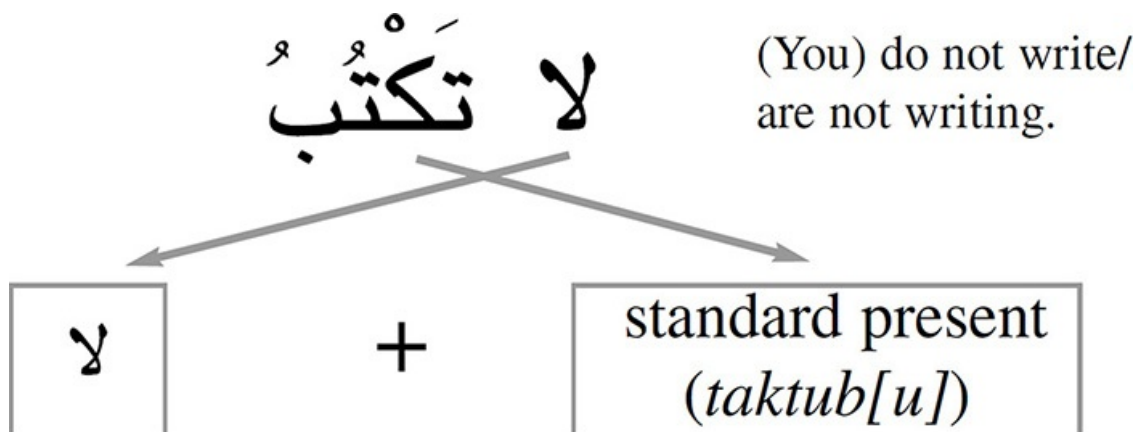
I will find → I will not find.

I like → do not like.

In Arabic, there are different ways of making a verb negative for different tenses. You need to remember each individually.

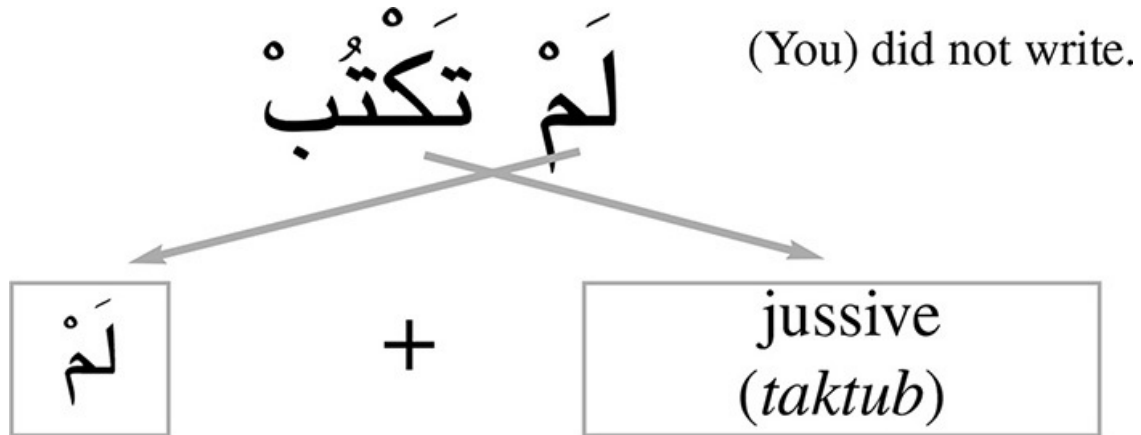
Present tense

This is the simplest negative to form. You add the word ' (*laa*) in front of the standard present verb:



Past tense

The negative of the past tense is formed with لَمْ (*lam*) + jussive:

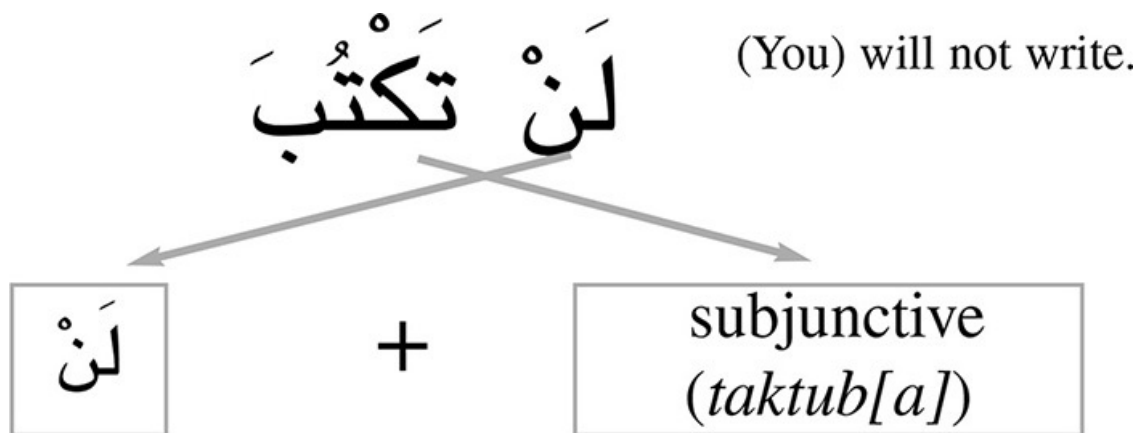


(See [Chapter 13](#) for more details on the jussive.)

There is an alternative of the negative past tense formed by simply adding the word ما (*maa*) in front of the standard past: مَا كَتَبْتَ (*maa katabta*). This is less common in modern written Arabic but is widespread in spoken dialects.

Future

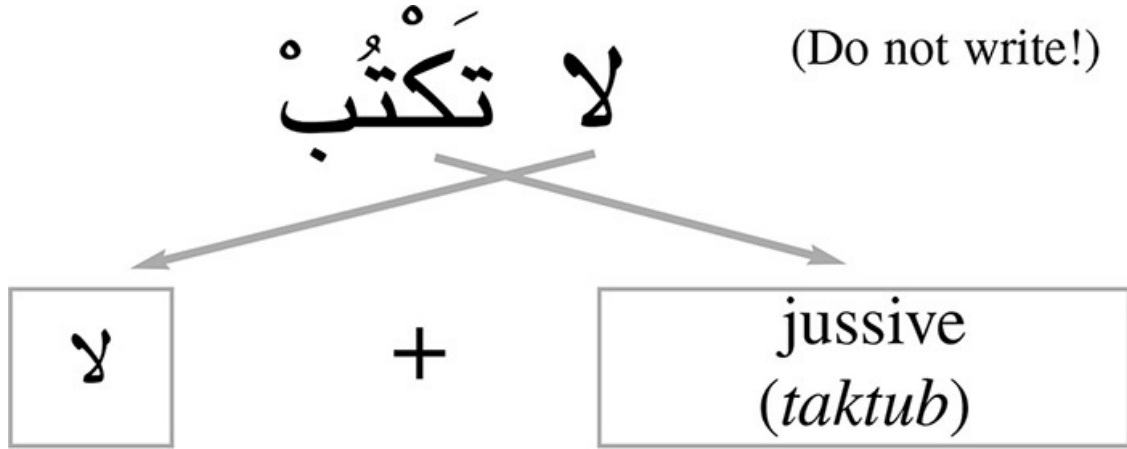
The negative of the future is formed as follows:



(See [Chapter 12](#) for more details on the subjunctive.)

Imperative (commands)

This is formed by using لا followed by the *jussive*:



Be careful not to confuse this with the negative of the present tense. Without the vowels, there will not always be a difference in the spelling, but the context should tell you whether it is a command or not.

Here are some examples of the different negatives:

لا أُحِبُّ الإِسْتِحْمَامَ بِالمَاءِ البَارِدِ.

I don't like bathing with cold water.

لا تَلْعَبُ بِالمَكْبَرِيتِ!

Don't play with matches!

كَلْبِكَ لَنْ يَخُونَكَ أَبَدًا.

Your dog will never betray you.

لَمْ نَتَّفَقْ لِأَنَّهُ كَانَ هُنَاكَ فَرْقٌ بَيْنَ رَأْيِنَا وَرَأْيِكُمْ.

We didn't agree because there was a difference between our viewpoint and yours.

لا تُغَنَّ يَا أَخِي لِأَنَّ صَوْتَكَ مُرْعِجٌ.

Don't sing ["O Brother"] because your voice is irritating.

النُّعَامَةُ طَائِرٌ لَا يَطِيرُ.

The ostrich is a bird [that] doesn't fly.

لَنْ تَنْتَهِيَ فِتْرَةُ الْجَفَافِ إِنْ لَمْ يَنْزِلْ * الْمَطَرُ.

The period of dry weather won't end if the rain doesn't* fall.

* After **إِنْ** (if) Arabic uses the past tense.

15 Making verbs passive

Before we talk about the passive in Arabic, here is a quick reminder of what a passive sentence is. Look at these three sentences in English:

- 1 A spokesperson for the White House confirmed yesterday that the President was suffering from fatigue.
- 2 It was confirmed yesterday by a spokesperson for the White House that the President was suffering from fatigue.
- 3 It was confirmed yesterday that the President was suffering from fatigue.

All of these sentences mean the same. In the first two examples the subject of the verb (“A spokesperson for the White House”) is present in the sentence. In sentence 1 the verb is active (“confirmed”); in sentence 2 the verb is passive (“It was confirmed”). The passive puts more emphasis on what is being confirmed rather than who is confirming — which is not so important in this case. In a passive sentence you can still include the subject after the word “by,” but it is often omitted altogether, as in sentence 3.

Although you will see the passive from time to time in Arabic, it is not used as much as it is in English. This is partly because the English language is particularly fond of the passive and partly because Arabic has the derived form VII (يَنْفَعِلُ – *yanfaʿil*), which already has a passive meaning (see [Chapter 10](#)).

You should be aware of the main features of the passive, but don’t worry if you can’t remember all the details.

Passive of basic regular verbs

In English we use the verb “to be” + passive participle to form the passive (“it was confirmed,” “they are sold,” “he has been caught,” etc.). Arabic forms the passive by changing the vowels on the tenses.

The past tense of a basic regular verb is vowelized in the passive with a *Damma* followed by a *kasra*, and the present tense with a *Damma* followed by a *fatHa*. This does not vary no matter what the vowels were originally on the active verb:

ذَكَرَ *Dhakara* – mentioned – active past tense →

ذُكِرَ *Dhukira* – was mentioned – passive past tense

شَرِبَ *shariba* – drank – active past tense →

شُرِبَ *shuriba* – was drunk – passive past tense

يُنْطِقُ *yanTuq[u]* – pronounces – active present tense →

يُنْطَقُ *yunTaq[u]* – is pronounced – passive present tense

يَضْرِبُ *yaDrib[u]* – hits – active present tense →

يُضْرَبُ *yuDrab[u]* – is hit – passive present tense

لا يُنْطَقُ حَرْفُ الْقَافِ فِي الْعَرَبِيَّةِ الْعَامِيَّةِ الْمِصْرِيَّةِ.

The letter *qaaf* is not pronounced in colloquial Egyptian Arabic.

سُرِقَتْ مِني نَقُودِي!

My money has been stolen from me!

ذُكِرَ هَذَا الْخَبْرَ عَلَى مَوْقِعِهِمْ فِي الْإِنْتَرْنِتِ

This news was mentioned on their website [site on the Internet].

يُشْرَبُ الشَّرْبَاتِ فِي الْأَفْرَاحِ.

Sherbet (cordial) is drunk at wedding celebrations.

طُلِبَ مِني أَنْ أَكْتُبَ جُمْلًا لِهَذَا الْكِتَابِ.

I was asked to write sentences for this book.

Irregular verbs in the passive

Irregular verbs follow the same basic vowelizing as for regular verbs in the passive, with some variations to fit in with the different patterns. Look at this table and the examples that follow:

	Active		Passive	
Doubled verbs				
past	عَدَّ	counted	عُدَّ	was counted
present	يَعُدُّ	counts	يُعَدُّ	is counted
Verbs with hamza				
<i>as 1st root letter:</i>				
past	أَمَرَ	commanded	أُمِرَ	was commanded
present	يَأْمُرُ	commands	يُؤْمَرُ	is commanded
<i>as 2nd root letter:</i>				
past	سَأَلَ	asked	سُئِلَ	was asked
present	يَسْأَلُ	asks	يُسْأَلُ	is asked
<i>as 3rd root letter:</i>				
past	قَرَأَ	read	قُرِئَ	was read
present	يَقْرَأُ	read	يُقْرَأُ	is read
Weak verbs				
<i>assimilated:</i>				
past	وَجَدَ	found	وُجِدَ	was found
present	يَجِدُ	finds	يُوجَدُ	is found
<i>hollow:</i>				
past	قَالَ	said	قِيلَ	was said
present	يَقُولُ	says	يُقَالُ	is said
<i>defective:</i>				
past	رَمَى	threw	رُمِيَ	was thrown
present	يَرْمِي	throws	يُرْمَى	is thrown

Note:

- The middle vowel of the passive reappears on a doubled verb if the second and third root letters are written separately, e.g. عُدِدْتُ (ع*udidtu*–I was counted/considered).
- When *hamza* is a root, the letter that carries the hamza can change in the passive as the vowels have changed (see [page 34](#)).
- Assimilated verbs have a long *uu* (و) sound at the beginning of the present passive.

- All hollow and weak verbs follow the same pattern in the passive, no matter what group they fall into.

راحة البال لا تقاس بالمال.

Peace of mind is not measured in money. (*Arabic proverb*)

أُعْلِمَ كُلَّ مَنْ يَهْمُهُ الْأَمْرُ.

Everyone concerned [*lit*: whom the matter concerned] was informed.

قِيلَ عَنْكَ كَلَامٌ كَثِيرٌ.

A lot [of talk] was said about you.

أَيْنَ تَوْجَدُ الْمَعَابِدِ الْأَثَرِيَّةَ؟

Where are the historic temples situated [*lit*: found]?

أُمِرَ الْجَيْشَ بِالْهُجُومِ.

The army was ordered to attack.

Derived forms in the passive

The derived forms are very similar to the basic verb in the passive, with all tenses vowelized initially with a *Damma*. Like the basic verb, the second root letter carries a *kasra* in the past passive and a *fatHa* in the present passive in all the derived forms. Around these vowels, there are some minor variations as shown below:

Derived Form	Past passive		Present passive	
II	كُسِرَ	was smashed	يُكْسَرُ	is smashed
III	عُوِّلَ	was treated	يُعَامَلُ	is treated
IV	أُعِلِمَ	was informed	يُعَلَّمُ	is informed
V	تُوقَّعَ	was expected	يُتَوَقَّعُ	is expected
VI	تُحَادِثَ	was discussed	يُتَحَادَثُ	is discussed
VII*	—	—	—	—
VIII	أُحْتَرِمَ	was respected	يُحْتَرَمُ	is respected
X	أُسْتَخْرَجَ	was extracted	يُسْتَخْرَجُ	is extracted

*Form VII has a passive meaning anyway and is virtually never seen in the passive form.

عُوِّلَ الْمَرِيضَ بِعِنَايَةٍ بَعْدَ الْجِرَاحَةِ.

The patient was treated with care after the surgery.

أُعِلِمَ كُلَّ مَنْ يَهْمُهُ الْأَمْرُ.

Everyone concerned [*lit*: whom the matter concerned] was informed.

يُتَوَقَّعُ أَنْ يَسْقُطَ الْمَطَرُ بَعْدَ يَوْمَيْنِ.

Rain is expected to fall in two days.

يُسْتَخْرَجُ الذَّهَبُ مِنَ الْمَنَاجِمِ.

[The] gold is extracted from [the] mines.

Summary of the passive

- The passive is not as common in Arabic as in English, but you will meet it from time to time.
- The most significant indicator of the passive is the *Damma* (◌ُ) at the

beginning of both the past and present verbs.

- In the past passive, there is also a *kasra* under the second root letter:
فُعِلَ (*fu^uila*).
- In the present passive, there is also a *fatHa* over the second root letter:
يُفَعَلُ (*yuf^aal*).
- Irregular verbs and derived forms are variations on the patterns above but need to be referenced individually.

16 Verbal nouns and other verbal constructions

The first fifteen chapters of this book cover the main tenses, variations and derivations of Arabic verbs. This chapter covers verbal nouns and other constructions that are derived from verbs. These follow more or less predictable patterns. Connecting these patterns with a particular type of construction and meaning will help you to further expand your vocabulary and understand the structure of Arabic.

Verbal nouns

In English we make nouns from verbs by adding endings such as “-tion,” “-ment,” or “-ing” (e.g., “information,” “treatment,” “swimming,” etc.). Arabic puts the root letters into different patterns to make verbal nouns. These are widely used and you should try to remember the main patterns and uses.

Nouns from basic verbs

Unfortunately as far as the learner is concerned, basic verbs have many different patterns for forming verbal nouns. Here are some of the more common patterns with examples:

Pattern	Example
فَعْل (faʿl)	ضَرْب (Darb – hitting) from يَضْرِب (yaDrib)
فُعُول (fuʿuul)	دُخُول (dukhuul – entering) from يَدْخُل (yadkhul)
فَعَال (faʿaal)	ذَهَاب (dhahaab – going) from يَذْهَب (yadhhab)
فِعَالَة (fiʿaala)	سِبَاحَة (sibaaHa – swimming) from يَسْبَح (yasbaH)
فَعَل (faʿal)	عَمَل (ʿamal – working) from يَعْمَل (yaʿmal)

However, there are many more patterns for basic verbs, and you will need to look each one up individually in a dictionary. The verbal noun is usually listed together with the verb.

Because of the numerous variations in the way verbal nouns are formed, it is also difficult to generalize about irregular verbs. Some types of irregular verb will behave regularly in some patterns and irregularly in others. Only by looking up and remembering each verbal noun individually will you start to get a feel for how irregular verbs behave and start to take guesses at the likely patterns.

Verbal nouns from derived forms

Verbal nouns from derived forms are much more predictable. Only form III has a widely used alternative. Generally, if you know which derived form a verb is, you will be able to create the verbal noun without reference to a dictionary. The table below shows the verbal noun for the derived forms:

Derived Form	Present verb		Verbal noun	
II	يُكْسِرُ	smashes up	تَكْسِيرٌ	smashing up
III*	يُعَامِلُ	treats	مُعَامَلَةٌ	treatment
IV	يُعَلِّمُ	informs	إِعْلَامٌ	information
V	يَتَوَقَّعُ	expects	تَوَقُّعٌ	expectation
VI	يَتَّعَاوَنُ	cooperating	تَعَاوُنٌ	cooperation
VII	يَنْقَلِبُ	overturns	إِنْقِلَابٌ	overturning
VIII	يَحْتَرِمُ	respects	إِحْتِرَامٌ	respect
X	يَسْتَحْسِنُ	admires	إِسْتِحْسَانٌ	admiration

*The alternative verbal noun for form III is **فِعَالٌ** as in **بِدَالٌ** (*bidaal* – exchanging).

Uses of verbal nouns

- Generalizations

Verbal nouns are used for generalizing, much as they are in English. Note that you need to include **ال...** (*al* – the) in Arabic.

السَّبَاحَةُ مُفِيدَةٌ لَصِحَّتِكَ.

Swimming is beneficial to your health.

الْإِنْقِلَابَاتُ تَسْعَى لِتَغْيِيرِ الْحُكُومَاتِ.

Coups attempt to change governments.

الْفَنَّانُونَ يُحَاوِلُونَ أَنْ يُنَالُوا إِسْتِحْسَانَ الْجُمْهُورِ.

Artists try to gain the admiration of the public.

- In place of **أَنْ** (*'an*) + *subjunctive*

Arabic does not have an infinitive like the English “to walk,” “to see,” etc.

[Chapter 12](#) shows how **أَنْ** (*'an*) + *subjunctive* can be used in Arabic where

English would use an infinitive. Another common alternative is to use the verbal noun. Look at these two sentences, which have the same meaning. The first uses 'أن' (an) + *subjunctive* (أُذْهَبُ) and the second a verbal noun with *al* (الذَّهَابُ):

أُودُّ أَنْ أَذْهَبَ إِلَى السُّوقِ.

أُودُّ الذَّهَابَ إِلَى السُّوقِ.

I'd like to go to the market.

It is considered good style to use verbal nouns in this way and is often less clumsy than using a repeating 'أن'. Look at the sentences below and also watch for this usage in authentic Arabic.

زَوْجِي يُرِيدُ الْمُقَامَرَةَ بِمَالِي أَنَا!

My husband wants to gamble with my money!

أَرْفُضُ الدُّخُولَ فِي مُنَاقَشَاتٍ عَمِيقَةٍ.

I refuse to enter into deep discussions.

- Together with a verb

A verbal noun can be used together with the equivalent verb to add information about the action:

زَرْتُ أُمَّي زِيَارَةً قَصِيرَةً

I visited my mother for a short time [*lit*: a short visit].

طُلِبَتْ مِنِّي طَلَبَاتٌ كَثِيرَةٌ كُلُّهَا صَعْبَةٌ.

Many requests have been asked of me, all of them difficult.

تَعَاوَنُوا مَعَنَا تَعَاوُنًا مُثْمِرًا.

They cooperated with us fruitfully [*lit*: a fruitful cooperation].

In addition, many verbal nouns have also acquired a specific meaning in general circulation. For example, the word *خطاب* (*khiTaab*) now means “a letter” but is originally the verbal noun from *خاطب، يخاطب* (*khaaTaba, yukhaaTib*) meaning “to address publicly”.

Active and passive participles

An active participle is the equivalent of the English “-ing,” as in “I went along the road, whistling a tune.” (i.e., I was whistling.) A passive participle is the equivalent of the English “burned” as in “I found the cakes in the oven, burned to a cinder.” (i.e., The cakes had been burned.) These can also be used as adjectives to describe something: “a whistling machine,” “burnt toast,” etc. In Arabic, the active and passive participles are also used to mean “the person/thing that [whistles]” and “the person/thing that is [burned].”

Basic verbs

The active participle is formed by taking the root letters and putting them into the pattern **فاعِل** (*faaʿil*):

كاتب (*kaatib*) writing/writer

لاعب (*laaʿib*) playing/player

راكب (*raakib*) riding/rider

The passive participle is formed by putting the root letters into the pattern **مفعول** (*mafʿuul*):

مَسْجُون (*masjuun*) imprisoned/prisoner

مَنْدُوب (*manduub*) delegated/delegate

مَكْسُور (*maksuur*) [thing] broken

Don't forget that the examples above only refer to one masculine person or object. If you want to refer to a female or a group, you will need to add the appropriate ending; for example, **كاتبَة** (*kaatiba*) would be a female writer and **لاعبون** (*laaʿibuun*) would be a group of players. See [Chapters 21](#) and [22](#) for more detail on these endings.

Irregular verbs show some variations when put into the patterns for the active and passive participles:

Doubled verbs

active participle
passive participle

سَادَّ blocking
مَسْدُود [thing] blocked

Verbs with hamza

as 1st root letter:

active participle
passive participle

أَمَرَ commanding/commander
مَأْمُور [person] commanded

as 2nd root letter:

active participle
passive participle

سَأَلَ asking/asker
مَسْئُول [person] asked

as 3rd root letter:

active participle
passive participle

قَارَأَ reading/reader
مَقْرُوء [thing] read

Weak verbs

assimilated (1st root):

active participle
passive participle

وَجَدَ finding/finder
مَوْجُود [thing] found

hollow (2nd root):

active participle
passive participle

بَاعَ buying/buyer
مَبِيع / مَقُول* [thing] sold/[thing] said

defective (3rd root):

active participle
passive participle

قَاضٍ** judging/judge
مَقْضِي / مَدْعُو* [person] judged/invited

* Alternatives are given for verbs with *waaw* as the weak root letter.

** Pronounced *qaaDii*. A *yaa'* reappears in the definite: القاضي (*al-qaaDii*)

Active and passive participles in the derived forms

Active and passive participles in the derived forms are similar across all the forms and also very similar to each other. All the active and passive participles for derived forms begin with the prefix *mu* (مُ). After that, the vowelizing of the active participle is the same as the present tense, with the *kasra* under the second root letter changing to a *fatHa* for the passive participle. This means that the

only thing that separates the active participle **مُفْتَشِّ** (*mufattish* – inspector) from the passive participle **مُفْتَشَّ** (*mufattash* – inspected) is a single vowel. Because of this, you may find this vowel included for clarity, even on texts that are otherwise not vowelized.

Derived Form	Active participle	Passive participle
II	مُفْتَشِّ inspecting/inspector	مُفْتَشَّ inspected
III	مُعَاوِن helping/helper	مُعَاوَن helped
IV	مُرْسِل sending/sender	مُرْسَل sent
V	مُتَوَقِّع expecting	مُتَوَقَّع expected
VI	مُتَفَارِق dispersing	مُتَفَارَق dispersed
VII	مُنْصَرِف departing	مُنْصَرَف departed
VIII	مُحْتَرِم respecting	مُحْتَرَم respected
X	مُسْتَعْمِل utilizing	مُسْتَعْمَل utilized

Here are some example sentences showing active and passive participles in context:

الشيكات المرسلة بالبريد تأخرت في الوصول.

The checks that were mailed were late in arriving.

كلُّ مُسْتَعْمِلٍ لِهَذَا النِّفْقِ يُخْتَصِرُ مِنْ رِحْلَتِهِ سَاعَتَيْنِ.

Every user of this tunnel cuts two hours from his journey.

تَجَوَّلَتِ الْمُفْتَشَّاتُ بَيْنَ الْفُصُولِ فِي الْمَدْرَسَةِ.

The [female] inspectors alternated between classrooms in the school.

إِسْتَرَيْنَا كُلَّ الْخُبْزِ الْمَوْجُودِ فِي الْمَخْبَزِ.

We bought all the bread found in the bakery.

مُصَمِّمُو الْمَوْقِعِ كَانُوا مِنَ الْمُحْتَرَفِينَ.

The website designers were professionals.

Nouns of place and instrument

Other nouns that are derived from verbs are *nouns of place* and *nouns of instrument*.

Nouns of place describe the place where an action happens. They are formed by putting the root letters of a verb into the pattern مَفْعَل (maf'ala), مَفْعِل (maf'il), or

مَفْعَلَة (maf'ala):

مَدْرَسَة (madrasa – school [“place of study”]) from درس (to study)

مَكْتَب (maktab – desk/office [“place of writing”]) from كتب (to write)

مَصْنَع (maSna' – factory [“place of manufacture”]) from صنع (to manufacture)

مَجْلِس (majlis – council [“place of sitting”]) from جلس (to sit)

Nouns of instrument describe the implement used to perform an action. They are formed by putting the root letters of a verb into the pattern مِفْعَل (mif'ala), مِفْعَال (mif'aal), or

مِفْعَلَة (mif'ala):

مِفْتَاح (miftaH – key [“instrument of opening”]) from فتح (to open)

مِكْنَسَة (miknasa – broom [“instrument of sweeping”]) from كنس (to sweep)

مِقْصَص (miqasS – scissors [“instrument of cutting”]) from قص (to cut)

مِنْشَار (minshaar – saw [“instrument of sawing”]) from نشر (to saw)

Summary of verbal nouns and other verbal constructions

- There are a number of nouns and participles that can be formed from verbs. The most important of these are verbal nouns, active and passive participles, nouns of place, and nouns of instrument. Familiarizing yourself with the patterns connected to each of these will help you expand your vocabulary.
- Verbal nouns are formed from the root letters of a verb using a variety of

patterns. These patterns are more predictable in the derived forms than in the basic form. Verbal nouns are mainly used for generalizations and in sentences where English would use an infinitive (“to walk”/“to see,” etc.)

- Active participles follow the pattern **فَاعِلٍ** (*faaʿil*) in the basic verb. In the derived forms they all start with the sound **مُ** (*mu*) and have a *kasra* as the final vowel. They are the rough equivalent of the English “-ing,” but can also be used to describe the person/thing carrying out an action.
- Passive participles follow the pattern **مَفْعُولٍ** (*mafʿuul*) in the basic verb. In the derived forms they are the same as the active participle, except that they have *fatHa* as the final vowel. They are the equivalent of the English past participle (burned/drunk, etc.), but can also be used to describe the person/thing that is the object of an action.
- There are also patterns that are used to describe the place or instrument of an action. Nouns of place start with **مَ** (*ma*) and nouns of instrument with **مِ** (*mi*). The vowels after this vary and each word should be learned individually.

17 Verbs in the dual

Arabic distinguishes between two things or people (the *dual*) and more than two (the *plural*). [Chapter 28](#) gives a more detailed overview of the dual, but this chapter specifically looks at the dual verb endings.

The dual verb endings have been deliberately separated so that you can tackle them only when you are confident with other aspects and types of the verb.

There are three different dual endings for the following:

أَنْتُمَا ('antumaa: you two – both masculine and feminine)

هُمَا (humaa: they two – masculine*)

هُمَا (humaa: they two – feminine*)

*Note that although the word for the dual “they” is هُمَا (humaa) for both masculine and feminine, the verb endings are different.

Here are the dual endings for the verb يَكْتُبُ / كَتَبَ (to Write):

	Past	Present	Subjunctive*	Jussive*
أَنْتُمَا	كَتَبْتُمَا (katabtumaa)	تَكْتُبَانِ (taktubaani)	تَكْتُبَا (taktubaa)	تَكْتُبَا (taktubaa)
هُمَا (masc.)	كَتَبَا (katabaa)	يَكْتُبَانِ (yaktubaani)	يَكْتُبَا (yaktubaa)	يَكْتُبَا (yaktubaa)
هُمَا (fem.)	كَتَبَتَا (katabataa)	تَكْتُبَانِ (taktubaani)	تَكْتُبَا (taktubaa)	تَكْتُبَا (taktubaa)

* Note that the dual loses the final *nuun* in the subjunctive and jussive as the masculine plurals do.

Irregular verbs will follow the same rules in the dual as those for other parts of the verb. Also note that, like the plural, a verb will only be dual if it comes after the subject; otherwise it will be singular (see [page 63](#) for more details.)

العائلتان هاجرتا إلى كندا بعد الحرب.

The two families emigrated to Canada after the war.

هذان الفيلان يشتركان في عروض السيرك.

These two elephants take part in the circus parades.

تريد ابنتاي أن تتفوقا في امتحان اللغة الفرنسية.

My two daughters want to succeed in the French language examination.

18 Verbs with four root letters (*quadrilaterals*)

Most Arabic verbs have three root letters, but there are a few that have four. These verbs are called *quadrilateral* (رباعي). ; few of these verbs are reasonably common and you will need to recognize them.

Basic quadrilateral verb

A basic quadrilateral verb is vowelized very similarly to form of a trilateral verb (verb with three root letters.) The past tense is vowelized with all *fatHas* and the present with *Damma/fatHa/kasra*:

Past tense! دَحْرَجَ (*daHraja*) – rolled

Present tense! يُدَحْرِجُ (*yudaHrij*) – rolls

The active and passive participles are also very similar to form II:

Active participle: مُدَحْرِجٌ (*mudaHrij*) – rolling

Passive participle: مَدْحَرَجٌ (*mudaHraj*) – (been) rolled

The most common verbal noun pattern from a basic quadrilateral verb is دَحْرَجَةٌ (*daHraja*), although some minor variations exist.

Many verbs with four root letters are in fact created by repeating the same sequence of two letters. This is often used for *onomatopoeic* verbs (verbs that sound similar to their meaning:)

يُتَرَثِرُ (*yutharthir*) – to chatter
يُغْرِغِرُ (*yugharghir*) – to gargle
يُتَمْتِمُ (*yutamtim*) – to mutter
يُدْنِدِنُ (*yudandin*) – to hum

Derived forms of quadriliteral verbs

In theory, there are three derived forms for quadriliteral verbs. In practice, form I is virtually extinct and there are no more than a handful of verbs in the other two forms in common circulation. However, for the sake of these verbs, here are the past and present tenses for forms II and IV of quadriliteral verbs:

Form II

Past tense: تَفَلَّسَفَ (*tafalsafa*) – philosophized
Present tense: يَتَفَلَّسَفُ (*yatafalsaf*) – philosophizes

Form IV

Past tense: إِقْشَعَرَ (*iqshaعarra*) – shuddered/quaked
Present tense: يَقْشَعِرُ (*yaqshaعirr*) – shudders/quakes

Here are some examples of quadriliteral verbs in context:

أُدْنِدِنُ تَحْتَ الدُّشِ.

I hum in [*lit*: under] the shower.

أَنْتِ تُتَرَثِرِينَ عَلَى التَّلِفُونَ مِنْذُ الصَّبَاحِ.

You [*fem.*] have been chattering on the telephone since the morning.

تَسْلَسَلَتْ أَحْدَاثُ الْفِيلْمِ بِإِيقَاعِ سَرِيعٍ.

The events of the film followed one another at a fast pace.

الْخَشَبُ الرَطْبُ يُطَقِّطِقُ فِي الْمَدْفَأَةِ.

Damp wood crackles in the fireplace.



Listen to the *Authors' Tutorial* for a friendly audio introduction to this topic.

19 Some unusual common verbs

A few verbs have particular oddities, usually because of multiple combinations of irregular features. The most important of these are listed below. Since they are some of the most common verbs in the Arabic language, you will need to try and memorize them individually.

جاء/يجيء (to come)

This verb represents the most common group of very irregular verbs: hollow verbs that also have *hamza* as the last root letter. Both the rules applying to hollow verbs and the rules for the spelling of *hamza* apply to these verbs, causing multiple changes.

<i>singular</i>	<i>Past</i>		<i>Present</i>	<i>Subjunctive</i>	<i>Jussive</i>
أنا	جِئْتُ (ji'tu)		أَجِيءُ ('ajii'[u])	أَجِيءَ ('ajii'[a])	أَجِئْ (aji')
أَنْتَ	جِئْتَ (ji'ta)		تَجِيءُ (tajii'[u])	تَجِيءَ (tajii'[a])	تَجِئْ (taji')
أَنْتِ	جِئْتِ (ji'ti)		تَجِيئِينَ (tajii'iina)	تَجِيئِي (tajii'ii)	تَجِيئِي (tajii'ii)
هُوَ	جَاءَ (jaa'a)		يَجِيءُ (yajii'[u])	يَجِيءَ (yajii'[a])	يَجِئْ (yaji')
هِيَ	جَاءَتْ (jaa'at)		تَجِيءُ (tajii'[u])	تَجِيءَ (tajii'[a])	تَجِئْ (taji')
<i>plural</i>					
نَحْنُ	جِئْنَا (ji'naa)		نَجِيءُ (najii'[u])	نَجِيءَ (najii'[a])	نَجِئْ (naji')
أَنْتُمْ	جِئْتُمْ (ji'tum)		تَجِيئُونَ (tajii'uuna)	تَجِيئُوا (tajii'uu)	تَجِيئُوا (tajii'uu)
أَنْتُنَّ	جِئْتُنَّ (ji'tunna)		تَجِيئْنَ (taji'na)	تَجِيئْنَ (taji'na)	تَجِيئْنَ (taji'na)
هُمْ	جَاءُوا (jaa'uu)		يَجِيئُونَ (yajii'uuna)	يَجِيئُوا (yajii'uu)	يَجِيئُوا (yajii'uu)
هُنَّ	جِئْنَ (ji'na)		يَجِيئْنَ (yaji'na)	يَجِيئْنَ (yaji'na)	يَجِيئْنَ (yaji'na)

جاءوا إلى بيتي بعد خروجي.

They came to my house after I had left [*lit*: after my leaving].

لم أجيء لأنني مريض.

I didn't come because I'm sick.

رأى/يرى (to see)

This verb has the root letters ر (raa') + ء (hamza) + ي (yaa'). It acts relatively normally in the past, but drops the *hamza* altogether in the present. Pay particular attention to the *jussive*. The *yaa'* also gets dropped, which makes for a very short verb!

<i>singular</i>	<i>Past</i>	<i>Present</i>	<i>Subjunctive</i>	<i>Jussive</i>
أنا	رَأَيْتُ (ra'aytu)	أَرَى ('araa)	أَرَى ('araa)	أَرْ ('ara)
أَنْتَ	رَأَيْتَ (ra'ayta)	تَرَى (taraa)	تَرَى (taraa)	تَرْ (tara)
أَنْتِ	رَأَيْتِ (ra'ayti)	تَرِينَ (tarayna)	تَرِي (taray)	تَرِي (taray)
هُوَ	رَأَى (ra'aa)	يَرَى (yaraa)	يَرَى (yaraa)	يَرْ (yara)
هِيَ	رَأَتْ (ra'at)	تَرَى (taraa)	تَرَى (taraa)	تَرْ (tara)
<i>plural</i>				
نَحْنُ	رَأَيْنَا (ra'aynaa)	نَرَى (naraa)	نَرَى (naraa)	نَرْ (nara)
أَنْتُمْ	رَأَيْتُمْ (ra'aytum)	تَرُونَ (tarawna)	تَرُوا (taraw)	تَرُوا (taraw)
أَنْتُنَّ	رَأَيْتُنَّ (ra'aytunna)	تَرِينَ (tarayna)	تَرِينَ (tarayna)	تَرِينَ (tarayna)
هُمْ	رَأَوْا (ra'aw)	يَرُونَ (yarawna)	يَرُوا (yaraw)	يَرُوا (yaraw)
هُنَّ	رَأَيْنَ (ra'ayna)	يَرِينَ (yarayna)	يَرِينَ (yarayna)	يَرِينَ (yarayna)

هَلْ رَأَيْتَ آلَةَ الطَّبَاعَةِ الْجَدِيدَةَ فِي الْمَعْرَاضِ؟

Did you see the new printing machine at the exhibition?

أُرِيدُ أَنْ أَرَى أُمِّي.

I want to see my mother.

لَمْ يَرَ الزَّبُونِ الْمَصْنَعِ الْجَدِيدِ أَمْسَ.

The client didn't see the new factory yesterday.

لَيْسَ (not to be)

Arabic does not have a verb “to be” (is/are/am, etc.) in simple positive sentences (see [Chapter 23](#) for more details.) However, it does have a verb “not to be.” The sentence:

هَانِي طَبِيبٌ. Haanii (is) a doctor.

can be made negative by adding لَيْسَ or لَيْسَ...بِ:

لَيْسَ هَانِي طَبِيبًا* Haanii isn't a doctor.

لَيْسَ هَانِي بِطَبِيبٍ. Haanii isn't a doctor.

* طَبِيبٌ now has the accusative ending طَبِيبًا (*Tabiiban*) – see Appendix (ii).

لَيْسَ is unusual because it looks like a past verb, but always has a present meaning (“Haani wasn't a doctor” would be لَمْ يَكُنْ هَانِي طَبِيبًا). However, it does change according to the subject:

لَشْتُ I'm not

لَشْتُمْ / لَشْتِ / لَشْتُمْ you're not (*masc./fem./pl.*)

لَيْسَ he's not

لَيْسَتْ she's not

لَسْنَا we're not

لَيْسُوا / لَسْنَ they're not (*masc./fem.*)

المُوظَّفونَ لَيْسُوا فِي المَكْتَبِ قَبْلَ السَّاعَةِ التَّاسِعَةِ.

The employees are not in the office before nine o'clock.

لَشْتُ بِمُدْرَسٍ.

I'm not a teacher.



Listen to the *Authors' Tutorial* for a friendly audio introduction to this topic.

Part Two:
Arabic Essentials of Grammar

20 The article and personal pronouns

ال al (*definite article*)

Arabic does not have an equivalent of the English “a/an” (indefinite article) as in “a book/an apple.” The word is simply written by itself:

كِتَاب (kitaab) a book

بِنْت (bint) a girl

مُدَّرْس (mudarris) a teacher

However, there is an equivalent of “the” (*definite article*): ال (al). This is joined to the beginning of the word, rather than written separately.

الْكِتَاب (al-kitaab) the book

الْبِنْت (al-bint) the girl

الْمُدَّرْس (al-mudarris) the teacher

The *fatHa* (a) is dropped from *al* when the previous word ends in a vowel:

وَجَدَ الْكِتَاب. (wajada l-kitaab) He found the book.

هَذِهِ الْبِنْت (haadhihi l-bint) this girl

Sometimes, the *lam* (ل) of the word ال is pronounced the same as the first letter of the word that follows:

السَّيَّارَة (as-sayyara) the car

الرَّجُل (ar-rajul) the man

التُّفَّاحَة (at-tuffaHa) the apple

Notice how the first letter of the word now has a *shadda* (◌ْ) over it to show that

it is doubled. There are fourteen letters in Arabic that cause *al* to change. These letters are called “sun letters” (الحُرُوفُ الشَّمْسِيَّةُ), and you can find a full list of them in Appendix (i). Pronouncing these correctly is something that will take experience and time but will eventually become automatic.

Personal pronouns

Personal pronouns are the equivalent of the English “I/we/you/she/he,” etc.

These are:

singular

أَنَا ('ana) I

أَنْتَ ('anta) you [masculine]

أَنْتِ ('anti) you [feminine]

هُوَ (huwa) he/it

هِيَ (hiya) she/it

plural

نَحْنُ (naHnu) we

أَنْتُمْ ('antum) you [pl. masculine]

أَنْتُنَّ ('antunna) you [pl. feminine]

هُمْ (hum) they [masculine]

هُنَّ (hunna) they [feminine]

(The next chapter explains more about feminine and masculine.)

Note that Arabic also has different pronouns for “you” and “they” when talking about two people (*the dual*). See [Chapter 28](#) for details on these.

21 Genders

Arabic, like many other languages, makes a difference between male and female nouns (people, objects, ideas, etc.) It has two *genders*: *masculine* (male) and *feminine* (female). The gender of a noun will affect other words in a sentence, such as verbs, adjectives, etc., so you need to be confident in this aspect of the grammar.

Luckily, unlike many other languages, it is usually easy to tell the difference between masculine and feminine nouns in Arabic. There are only a few exceptions to the general rules.

There are two main categories of feminine words:

Words that refer to females — e.g.,:

بِنْت (bint) girl

أُم ('umm) mother

لَيْلَى (layla) Layla (or any other girl's name)

Note that most countries are also regarded as feminine.

Words that end in ة (taa' marbuuTa):

There is a special feminine ending that is a cross between ت (taa') and ه (ha'): ة. This is called *taa' marbuuTa*. The vowel before a *taa' marbuuTa* is always a *fatHa*. Words that end with *taa' marbuuTa* are almost always feminine.

مَدِينَة (madiina) city

مَكْتَبَة (maktaba) bookstore

فِكْرَة (*fikra*) idea

Usually, the *taa' marbuuTa* is not pronounced — only the *fatHa* that comes before it.

There are many feminine words that fit into both of the categories above, ending in *taa' marbuuTa* and referring to female people:

زَوْجَة (*zawja*) wife

مُمْرُضَة (*mumariDDa*) [female] nurse

خَالَة (*khaala*) [maternal] aunt

There are also a few feminine words that do not fit into either category. Most of these are parts of the body or are connected with the natural world. Here are some examples of these.

شَمْس (*shams*) sun

يَد (*yad*) hand

أَرْض (*'arD*) earth

رِجْل (*rijl*) foot

In general, however, you can assume a word is masculine unless it refers to a female or ends in *taa' marbuuTa*.

22 Sentences without verbs

In Arabic, the verb “to be” (e.g., I am, you are, he is, etc.) is omitted in simple present sentences. This means that in Arabic, unlike in English, you can have a sentence with no verb at all:

أَحْمَدُ مُدَرِّسٌ. Ahmed (is a) teacher.

أَنَا مَشْغُولٌ الْيَوْمَ. I (am) busy today.

أُمِّي فِي الْحَمَامِ. My mother (is) in the bathroom.

السُّبَّابُ مَكْسُورٌ. The window (is) broken.

These types of sentences are called “nominal sentences.”

Demonstrative pronouns

You will often find nominal sentences using the Arabic equivalents of “this” and “that” (*demonstrative pronouns*):

هَذَا (*haadhaa*) this (masculine singular)

هَذِهِ (*haadhihi*) this (feminine singular)

هَؤُلَاءِ (*haa'ulaa'i*) these (plural*)

ذَلِكَ (*dhaalika*) that (masculine singular)

تِلْكَ (*tilka*) that (feminine singular)

أُولَئِكَ (*'ulaa'ika*) those (plural*)

*The plurals are only used for people. For nonhuman plurals, use the feminine singular — see [Chapter 23](#).

هذا كتاب. This (is a) book.

هذه أُختي. This (is) my sister.

تلك أمي. That (is) my mother.

هؤلاء موظفون في شركتي. These (are) employees in my company.

Be careful to distinguish between the following:

هذا كتاب. (*haadhaa kitaab*) This (is) a book.

هذا الكتاب... (*haadhaa l-kitaab*) This book...

The first is a sentence, the second is not. You need to add the appropriate pronoun, in this case هو (*huwa*), if you want to say the sentence “This is the book.”:

هذا هو الكتاب. (*haadhaa huwa l-kitaab*) This (is) the book.

هذه هي المشكلة. (*haadhihi hiya l-mushkila*) This (is) the problem.

You should include the appropriate form of the verb يكون (*yakuun*) if a sentence requires you to use the *subjunctive*, *jussive*, or *imperative* (see [Chapters 12](#) and [13](#) for when these are used):

أحمد يريد أن يكون مدرساً. Ahmed wants to be a teacher.

كن لطيفاً مع أُختك. Be gentle with your sister.

لا تكونوا كسالى. Don't be [*plural*] lazy.

If you want to make a nominal sentence negative, you need to use the special verb ليس (see [page 101](#)).

23 Describing things

Adjectives are the words you use to describe something, such as the English “happy,” “heavy,” “red,” “busy,” etc. In English, adjectives come before the person or thing described (the *noun*) and do not change depending on whether the noun is singular or plural, etc.:

a happy baby

happy babies

a red light

red lights

In Arabic, adjectives come after the noun and change depending on whether the noun is singular or plural, masculine or feminine.

Masculine and feminine adjectives

If the noun described is feminine, then the adjective is also feminine. (If you are unsure about masculine and feminine nouns, then review [Chapter 21](#).) This usually means adding the feminine ending ة (*taa' marbuuTa*) to the adjective:

مُدْرَسٌ مَشْغُولٌ (a) busy teacher [*masculine*]

مُدْرَسَةٌ مَشْغُولَةٌ (a) busy teacher [*feminine*]

كِتَابٌ ثَقِيلٌ (a) heavy book [*masculine*]

حَقِيْبَةٌ ثَقِيْلَةٌ (a) heavy bag [*feminine*]

All of the above examples are *indefinite* (“a busy teacher”). If you want to make them *definite* (the busy teacher) you have to add ال (*al*) to both the noun and the adjective:

المُدْرَسُ المَشْغُولُ the busy teacher

الكتاب الثقيل the heavy book

الحقيبة الثقيلة the heavy bag

There are a few adjectives to which you cannot add *taa' marbuuTa* to make the feminine. They have different feminine forms. The most important of these are the adjectives describing the primary colors:

Color	Masculine	Feminine
red	أَحْمَرٌ ('aHmar)	حَمْرَاءُ (Hamraa')
blue	أَزْرَقٌ ('azraq)	زَرْقَاءُ (zarqaa')
yellow	أَصْفَرٌ ('aSfar)	صَفْرَاءُ (Safraa')
black	أَسْوَدٌ ('aswad)	سَوْدَاءُ (sawdaa')
white	أَبْيَضٌ ('abyaD)	بَيْضَاءُ (bayDaa')
green	أَخْضَرٌ ('akhDar)	خَضْرَاءُ (khaDraa')

Adjectives with plurals

Adjectives also have a different plural form, but it is very important to remember that these will only be used with people. Nonhumans (things, ideas, etc.) use feminine singular adjectives.

Many adjectives begin with **مُ** (*mu*) and are participles of the derived forms of the verb (see [Chapter 16](#)). These can be made plural by adding **وُنَ** (*uuna*) for males and **ات** (*aat*) for females, but others have their own particular plurals. It is best to check in a dictionary, which will give the plural after the adjective. Here

are some examples of adjectives used with humans and nonhuman plurals so that you can compare them. For a more complete overview of the plural in general, see [Chapter 25](#).

ظُرُوفٌ مُنَاسِبَةٌ suitable circumstances

مُوظَّفُونَ مُنَاسِبُونَ suitable [male] employees

مُوظَّفَاتٌ مُنَاسِبَاتٌ suitable [female] employees

كُتُبٌ جَدِيدَةٌ new books

مُدَرِّسُونَ جُدُدٌ new [male] teachers

Comparatives

If you want to compare two things, you will need to use the comparative form of the adjective. The rules for forming the comparative are similar to English.

Comparatives with simple adjectives

In English, we put “-er” on the end of short words to make a comparative: “longer/shorter/richer/poorer,” etc. In Arabic, the root letters of a simple adjective are put into the pattern أَفْعَلٌ (*'afal*) to make a comparative:

كَبِيرٌ (*kabiir*) → أَكْبَرٌ (*'akbar*) bigger

قَصِيرٌ (*qaSiir*) short → أَقْصَرُ (*'aqSar*) shorter

لَطِيفٌ (*laTiif*) gentle → أَلْطَفُ (*'alTaf*) gentler

If an adjective has a doubled root, they are written together. If it ends in a و (*waaw*) or a ي (*yaa'*), this becomes an *'alif maqSuura* (*yaa'* with no dots pronounced *aa*):

جَدِيدٌ (*jadiid*) new → أَجَدُّ (*'ajadd*) newer

ذَكِيٌّ (*dhakiyy*) clever → أَذْكَى (*'adhkaa*) cleverer

The equivalent of the English “than,” as in “better than,” is the Arabic word مِنْ (*min*). You will most often find the comparative used in this way. It does not change depending on whether the word it is describing is masculine or feminine:

أخي أقصر من أختي. My brother is shorter than my sister.

القاهرة أكبر من الخرطوم. Cairo is bigger than Khartoum.

If you add الـ (*al*) to a comparative, the meaning becomes *superlative* the equivalent of the English “-est”, as in “biggest, shortest,” etc.:

أخي هو الأقصر في العائلة. My brother [he] is the shortest in the family.

البريد الإلكتروني هو الأسرع. Electronic mail [it] is the fastest.

Comparatives with longer adjectives

In English, when we have a long adjective we want to make comparative, we use the word “more” (or “less”), rather than putting “-er” on the end: “more comfortable/more suitable/less adaptable.”

Arabic is similar. The word أَكْثَرُ (*'akthar* – “more”) or أَقَلُّ (*'aqall* – “less”) is added in front of the noun to make the comparative:

أَكْثَرُ مُلَائِمَةً more suitable

أَكْثَرُ إِحْتِرَامًا more respected

أَقَلُّ إِسْتِعْمَالًا less utilized

Note: The nouns are now in the accusative case (*mulaa'amatan*, etc.) — see Appendix (ii).

24 Describing position (*prepositions of place*)

The following words are commonly used to describe the position of something, and are also sometimes known as *prepositions of place*.

على (*alaa*) on

وَرَاءَ (*waraa'a*) behind

في (*fii*) in

بَيْنَ (*bayna*) between

إِلَى (*'ilaa*) to(ward)

حَوْلَ (*Hawla*) around

فَوْقَ (*fawqa*) above

مَعَ (*ma'a*) with

تَحْتَ (*taHta*) under

بِجَانِبِ (*bijaanib*) next to

أَمَامَ (*'amaama*) in front of

عِنْدَ (*inda*) with (someone), “chez”

Examples:

الْمَلَفُ تَحْتَ الْمَكْتَبِ.

The file is under the desk.

الْمُدِيرُ الْعَامُّ عِنْدَ عَمِيلِ الْيَوْمِ.

The general manager is with a client today.

زَهَبْتُ إِلَى الْبَنْكِ أَمْسَ.

I went to the bank yesterday.

وَجَدْتُ صَدِيقِي وَرَاءَ الْبَيْتِ فِي الْحَدِيقَةِ.

I found my friend behind the house in the garden.

هَلْ رَأَيْتَ نِظَارَتِي عَلَى الْبِيَانُو؟

Did you see my glasses on the piano?

25 Plurals

In English, plurals are words referring to more than one thing and are generally formed by adding the letter -s: books, ideas, letters, etc. There are some words to which you have to add -es – boxes, churches – and a few isolated irregularities, such as “man” becoming “men.”

In Arabic, plurals refer to more than two things. The dual form is used for two (see [Chapter 28](#).) In addition, most plurals are more like the English “man/men” example than a case of simply adding letters on the end of a word.

Plurals are one of the few genuinely complicated areas of basic Arabic grammar. This chapter will give you the essentials, but be prepared to learn each plural individually with the singular.

Forming plurals

Learning how to form the plural for Arabic words is a long and sometimes frustrating business. However, if you persevere, you will eventually learn most of the common plurals and acquire an instinct for the others.

Sound plurals

All plurals are classified as either *sound* or *broken*. Sound plurals are the simplest to learn but have limitations in how widely they are used. There are two sound plurals:

Masculine: formed by adding **ـُونَ** (-uuna*) on the end of the singular and used mainly (but not exclusively) for male professions:

مُدَّرِّس (mudarris) teacher → مُدَّرِّسُونَ (mudarrisuuna) teachers

نَجَّار (najjaar) carpenter → نَجَّارُونَ (najjaaruuna) carpenters

* Changes to **يِنَ** (-iina) in the accusative and genitive case — see Appendix (ii).

Feminine: formed by adding **ات** (-aat) on the end of the singular. If the word ends in a *taa' marbuuTa* (ة), this must be removed first. Like its masculine equivalent, the sound feminine plural is used for professions but is also used for a number of other words, especially verbal nouns from the derived forms (see [Chapter 16.](#))

مُدْرِسَةٌ (mudarrisa) teacher [fem.] → مُدْرِسَاتٌ (mudarrisaat) teachers

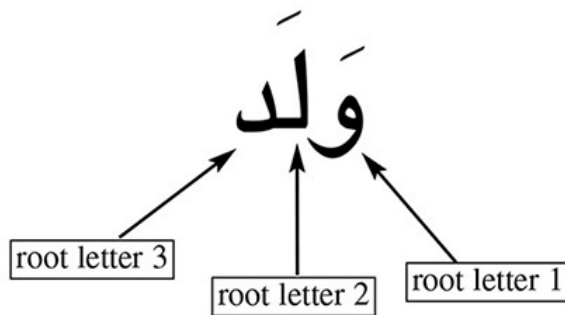
اجْتِمَاعٌ (ijtimaa) meeting → اجْتِمَاعَاتٌ (ijtimaa'aat) meetings

إِصْلَاحٌ (iSlaaH) reform → إِصْلَاحَاتٌ (iSlaaHaat) reforms

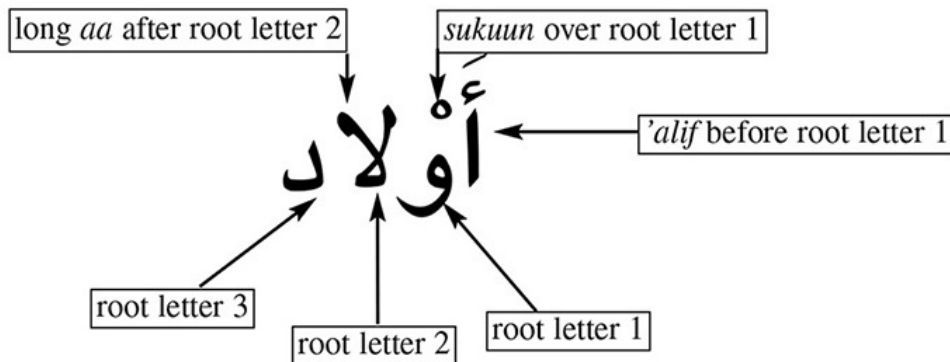
Broken plurals

The majority of plurals are broken plurals, so called because the singular is broken apart and different long and short vowels are arranged around the root letters. Look at this example of how the plural of the word **وَلَدٌ** (walad – boy) is formed:

singular:



plural:



This plural pattern is the **أَفْعَال** (*'afaal*) pattern, with the letters *faa'* (ف), *ayn* (ع), and *lam* (ل) representing the three root letters. There are many different plural patterns, but some are more common than others. It does not matter how the singular is vowelized, the plural pattern will always be the same, except that you have to know which to use!

Here are the eight of the most common patterns with examples.

Pattern	Example plural	Singular of...
أَفْعَال (<i>'af'aal</i>)	أَقْلَام (<i>'aqlaam</i>)	قَلَم (<i>qalam</i> : pen)
فُعُول (<i>fu'uul</i>)	بُيُوت (<i>buyuut</i>)	بَيْت (<i>bayt</i> : house)
فِعَال (<i>fi'aal</i>)	كِلَاب (<i>kilaab</i>)	كَلْب (<i>kalb</i> : dog)
فُعُل (<i>fu'ul</i>)	كُتُب (<i>kutub</i>)	كِتَاب (<i>kitaab</i> : book)
فُعَل (<i>fu'al</i>)	دَوْل (<i>duwal</i>)	دَوْلَة (<i>dawla</i> : country)
أَفْعُل (<i>'af'ul</i>)	أَشْهُر (<i>'ashhur</i>)	شَهْر (<i>shahr</i> : month)
فُعَلَاء (<i>fu'alaa'</i>)	وُزَرَاء (<i>wuzaraa'</i>)	وَزِير (<i>waziir</i> : minister)
أَفْعِلَاء (<i>'af'ilaa'</i>)	أَصْدِقَاء (<i>'aSdiqaa'</i>)	صَدِيق (<i>Sadiiq</i> : friend)

You will have to look in a dictionary to find which pattern to use for an individual word. The plural will be given after the singular.

Human and nonhuman plurals

Arabic grammar has two different categories of plural: human (e.g. “men,” “nurses,” etc.) and nonhuman (e.g., “books,” “negotiations,” etc.). This distinction is very important to remember. ***The masculine and feminine plural forms of verbs, adjectives, etc. are only used with human plural nouns. Nonhuman plurals are regarded as feminine singular.*** So, for example, the plural **كُتُب** (*kutub* – books) would be referred to as **هِيَ** (*hiya* – she) and **not** **هُمْ** (*hum* – they), and would be described as **جَدِيدَة** (*jadiida* – new [*fem. singular*]) and **not** **جُدُد** (*judud* – new [*masc. plural*]):

هذه هي الكتب الجديدة. These are the new books.

انتهت المناقشات أمس. The discussions ended (*intahat* – fem. sing.) yesterday.

You need to etch this concept into your brain. Look back at the verb chapters and remind yourself of the feminine singular verbs. You could practice by forming a few sentences using nonhuman plurals.

26 Describing possession

إضافة ('iDaafa)

In English, we have two main ways of describing possession – using the word “of,” or the possessive “-’s”:

the client’s office

the office of the client

The most common way of describing possession in Arabic is closer to the second example above, in that the word for “office” would come first followed by the word for “client.” The difference is that the two words are put directly together (the meaning “of” is understood) and only the last word can have the article **ال (al):**

مَكْتَبُ الْعَمِيلِ the office of the client

بَيْتُ الْمُدْرَسِ the teacher’s house

وَزِيرُ الْاِقْتِصَادِ the minister of the economy

This structure, where two (or more) nouns are put back to back, is known as **إضافة ('iDaafa)**, which literally means “addition.” Nothing can come between two words in an 'iDaafa. So if you want to add an adjective, it must come right at the end and will have the article **ال (al):**

مَكْتَبُ الْعَمِيلِ الْمُرْتَفِعِ the elevated office of the client

بَيْتُ الْمُدْرَسِ الْفَخْمِ the teacher’s luxurious house

وَزِيرُ الْاِقْتِصَادِ الْمِصْرِيِّ the Egyptian minister of the economy

Watch out for the *sound masculine plural* and the *dual* when they are the first noun in an 'iDaafa. They lose the final *nuun* (ن):

مُدْرَسُونَ teachers → مُدْرَسُو* الْمَدْرَسَةِ the teachers of the school

مُدْرَسَانِ two teachers → مَدْرَسَا** المَدْرَسَة the two teachers of the school

* Changes to **ي** (-ii) in the accusative and genitive case – see Appendix (ii).

** Changes to **َاي** (-ay) in the accusative and genitive case – see Appendix (ii).

The *taa' marbuuTa* on the end of most feminine nouns is pronounced when the word is the first in the 'iDaafa:

مَدِينَة لُنْدُن (madiinat lundun) the city of London

Possessive (attached) pronouns

Possessive pronouns are the equivalent of the English “my,” “his,” “ours,” etc. In Arabic they are joined to the end of the word and are also known as *attached pronouns*:

مَكْتَبِنَا (maktabnaa) our office

بَيْتِي (baytii) my house

Here is a table of the possessive pronouns with the example showing the ending on the word **بَيْت** (bayt – house):

	Possessive ending	Example
أَنَا I	ِي (ii)**	بَيْتِي (baytii)
أَنْتَ you (masc.)	كَ (ka)	بَيْتُكَ (bayt[u*]ka)
أَنْتِ you (fem.)	كِ (ki)	بَيْتِكِ (bayt[u]ki)
هُوَ he/it	هُ (hu)	بَيْتُهُ (bayt[u]hu)
هِيَ she/it	هَا (haa)	بَيْتُهَا (bayt[u]haa)
نَحْنُ we	نَا (naa)	بَيْتُنَا (bayt[u]naa)
أَنْتُمْ you (masc. pl.)	كُمْ (kum)	بَيْتُكُمْ (bayt[u]kum)
أَنْتُنَّ you (fem. pl.)	كُنَّ (kunna)	بَيْتُكُنَّ (bayt[u]kunna)
هُمْ they (masc. pl.)	هُمْ (hum)	بَيْتُهُمْ (bayt[u]hum)
هُنَّ they (fem. pl.)	هُنَّ (hunna)	بَيْتُهُنَّ (bayt[u]hunna)

Notes to the table:

* The additional *Damma* (ـُ [u]) is the nominative case ending, which can change to *fatHa* or *kasra* – see Appendix (ii). Note that the endings هُ (hu) and هُمْ (hum) become هِ (hi) and هِم (him) if this additional vowel is a *kasra*: بَيْتِهِ (baytihi), بَيْتِهِمْ (baytihilim).

** The *ii* ending changes to *ya* if the word finishes in a long vowel: مُحَامِيَّ (muHaamiya – my attorney).

Attached pronouns can also be used with verbs, prepositions, and words such as أَنْ (’anna – that).

Attached pronouns with verbs

You can add the pronouns in the table opposite to verbs, except that the ending يِ (ii) changes to نِي (nii). The other endings are the same:

أَخَذْتُهَا مَعِي. I took her with me.

بَاعُوهُ أَمْسَ. They sold it yesterday.

تَزُورُنَا كُلَّ أُسْبُوعٍ. She visits us every week.

Attached pronouns with prepositions and أَنْ

The attached pronouns can also be put on prepositions (see [Chapter 24](#) for examples of prepositions) and words such as أَنْ.

Note that the *nuun* of the preposition مِنْ (*min* – from) is doubled when *ii* is added:

أَخَذَتْ أُمِّي فُلُوسِي مِنِّي. My mother took my money from me.

The word أَنْ is pronounced 'anna before an attached pronoun (or noun), except for أَنِّي ('annii – “that I”):

ذَكَرَتْ أَنَّهَا تَحْتَاجُ إِلَيْهَا. She mentioned that she needed it.

شَكَوْتُ أَنِّي مَفْلِسٌ. I complained that I was broke.

27 Questions and relative clauses

Questions

Questions are straightforward in Arabic. There is no special form of the verb used with questions. Simple questions can be formed by adding a question mark to the end of a sentence or by putting the word هَلْ (*hal*), or less commonly

أَ (*'a*), in front of it:

هَذَا كِتَابٌ. This is a book.

هَلْ هَذَا كِتَابٌ؟ / أَ هَذَا كِتَابٌ؟ Is this a book?

Other questions are formed by using the appropriate question word:

أَيْنَ الْبَنْكُ؟ Where is the bank?

مَتَى نَذْهَبُ؟ When are we going?

مَاذَا تَفْعَلُ؟ What are you doing?

مَنْ وَجَدَ الْمِفْتَاحَ؟ Who found the key?

مَا اسْمُكَ؟ What is your name?

لِمَاذَا تَصِيحُ؟ Why are you shouting?

كَيْفَ أُمُّكَ؟ How is your mother?

بِكَمْ الآلَةُ؟ How much is the machine?

**maadhaa* is followed by a verb, *maa* by a noun.

Relative clauses

The Arabic relative pronouns (“which/who”) are:

الَّذِي (*aladhii*) masculine sing.

الَّذِينَ (*aladhiina*) masculine pl.

الَّتِي (*alatii*) feminine sing.

الَّتَاتِي (*allaatii*) feminine pl.

Pay particular attention to the difference between these two clauses:

المُلاَكِمُ الَّذِي أَخْتَارَ الْمُدْرِبَ the boxer who chose the trainer

المُلاَكِمُ الَّذِي أَخْتَارَهُ الْمُدْرِبُ the boxer whom the trainer chose [him]

If the second sentence is indefinite, the relative pronoun is left out:

مُلاَكِمٌ أَخْتَارَهُ الْمُدْرِبُ a boxer whom the trainer chose [him]

28 The dual

Arabic has a separate form for talking about two things: the *dual* form. This is less common than the *singular* (one thing) or the *plural* (three or more things), and for this reason it has been separated from the main chapters. Having said that, you will come across the dual sometimes and may have to use it occasionally, so you need to know the basics of how it works.

The dual in general is characterized by a long *aa*. Look at the dual words for “you” and “they:”

أَنْتُمَا ('antuma) you two [*masculine and feminine*]

هُمَا (huma) they two [*masculine and feminine*]

If you want to refer to two people or things (*nouns*), you add the dual ending **انِ**.

(This ending changes to **ينِ** in the accusative and genitive case — see

Appendix (ii).) If the nouns end with *taa' marbuuTa*, this is fully pronounced when you add the ending:

كِتَاب (kitaab) book → كِتَابَانِ (kitaabaani) two books

مَدِينَة (madiina) city → مَدِينَتَانِ (madiinataani) two cities

The dual ending is also added to adjectives:

هُمَا مَشْغُولَانِ. They (two) are busy.

هُنَاكَ مُمْرِضَتَانِ جَدِيدَتَانِ فِي الْمُسْتَشْفَى.

There are two new nurses in the hospital.

There are also special verb endings for the dual. You can find these in [Chapter 17](#).

Appendix (i)

Arabic alphabet and pronunciation

Here are the Arabic letters in alphabetical order with the transliteration used in this book, together with the vowels and diphthongs ([S] = sun letter, see 105–6).

Letters of the alphabet:

ا ('alif) used for vowel sounds

ب (baa') *b*, as in "bat"

ت (taa') *t*, as in "tank" [S]

ث (thaa') *th*, as in "this" [S]

ج (jiim) *j*, as in French "bonjour"

ح (Haa') *H*, strong breathy *h*

خ (khaa') *kh*, as in Scottish "loch"

د (daal) *d*, as in "dad" [S]

ذ (dhaal) *dh*, as in "that" [S]

ر (raa') *r*, as in "rain" [S]

ز (zay) *z*, as in "zero" [S]

س (siin) *s*, as in "sorry" [S]

ش (shiin) *sh*, as in "shut" [S]

ص (Saad) *S*, strong, emphatic *s* [S]

ض (Daad) *D*, strong, emphatic *d* [S]

ط (Taa') *T*, strong, emphatic *t* [S]

ظ (Zaa') *Z*, strong, emphatic *z* [S]

ع (ع ayn) *ع*, guttural stop

غ (ghayn) *gh*, as in French "maigret"

ف (faa') *f*, as in "fall"

ق (qaaf) *q*, said from back of throat

ك (kaaf) *k*, as in "kate"

ل (laam) *l*, as in "letter" [S]

م (miim) *m*, as in "met"

ن (nuun) *n*, as in "never" [S]

ه (haa') *h*, as in "hand"

و (waaw) *w*, as in "wand"

ي (yaa') *y*, as in "yellow"

ء (hamza) ' , short pause/stop (1)

short vowels:

ـَ (fatHa) *a*, as in "mat"

ـُ (Damma) *u*, as in "sugar"

ـِ (kasra) *i*, as in "bit"

long vowels:

ـَا *aa*, as in "far" (2)

ـُو *uu*, as in "boot"

ـِي *ii*, as in "meet"

diphthongs:

ـَو *aw*, as in "how" or "house"

ـَي *ay*, as in "lie"

(1) Note that there is a special type of *hamza* found at the beginning of the word *al* ("the") and a few other words. This is called *hamza al-waSl* ("the joining hamza"). It is not usually written and the vowel it carries elides when preceded by another vowel:

الْبَيْتِ (*al-bayt* – "the house") but وَجَدُوا الْبَيْتَ (*wajaduu l-bayt* – "they found the house")

(2) Occasionally, *aa* is written using a *yaa'* (without dots) rather than an *'alif*. This always happens at the end of a word and is called *'alif maqsuura*: عَلَى (*alaa* – "on").

Appendix (ii)

Grammatical case endings

Many languages — German, for example — have grammatical cases that affect the noun endings. Arabic has three cases — nominative, accusative and genitive. However, the case endings are not usually pronounced in Modern Arabic, nor do they generally affect the spelling. Situations where you might hear them include high-level academic discussions (on TV, for example), recitations of the Quran or other religious and literary texts, or sometimes as a kind of flourish at the end of a sentence. Most beginning and intermediate learners can gloss over this aspect of Arabic grammar. However, it is useful to know that these cases exist and to have some idea of how they work so you are not thrown when you do meet them.

The following table shows how the three cases work for most nouns in the definite and indefinite. The underlining shows the case ending. The ending in bold— the extra accusative *'alif* — affects the basic spelling and you should try to remember this.

	nominative	accusative	genitive
indefinite	بَيْتٌ (<i>baytun</i>)	بَيْتًا (<i>baytan</i>)	بَيْتٍ (<i>baytin</i>)
definite	الْبَيْتُ (<i>al-baytu</i>)	الْبَيْتَ (<i>al-bayta</i>)	الْبَيْتِ (<i>al-bayti</i>)

The most important uses of the cases are listed below, but this is just an indication. For more information, consult a detailed Arabic grammar book.

- *nominative*: for the subject of a sentence
- *accusative*: for the object of a verb
- *genitive*: after prepositions

for the second noun in an *'idafa* (see [page 119](#))

There are exceptions to the endings given above. The most common of these is the sound masculine plural:

	nominative	accusative	genitive
indefinite	مُدَّرِسُونَ (<i>mudarrisuuna</i>)	مُدَّرِسِينَ (<i>mudarrisiina</i>)	مُدَّرِسِينَ (<i>mudarrisiina</i>)
definite*	الْمُدَّرِسُونَ (<i>al-mudarrisuuna</i>)	الْمُدَّرِسِينَ (<i>al-mudarrisiina</i>)	الْمُدَّرِسِينَ (<i>al-mudarrisiina</i>)

* The final *nuun* is dropped in an *'idaafa* construction — see page 119.

Appendix (iii) Numbers

Here are the Arabic numbers, as numerals and spelled out. Arabic numbers are complex. The most important aspects are noted at the bottom of the page, but you will need a full grammar book to cover all the idiosyncrasies.

١ واحد (<i>waaHid</i>) – 1	١٩ تِسْعَة عَشْر (<i>tisع at ع ashar</i>) – 19
٢ اِثْنَان (<i>ithnaan</i>) – 2	٢٠ عِشْرُون (<i>ع ishruun</i>) – 20
٣ ثَلَاثَة (<i>thalaatha</i>) – 3	٢١ وَاحِد وَعِشْرُون (<i>waaHid wa ع ishruun</i>) – 21
٤ اَرْبَعَة (<i>'arbaع a</i>) – 4	٢٢ اِثْنَان وَعِشْرُون (<i>ithnaan wa ع ishruun</i>) – 22
٥ خَمْسَة (<i>khamisa</i>) – 5	٣٠ ثَلَاثُون (<i>thalaathuun</i>) – 30
٦ سِتَّة (<i>sitta</i>) – 6	٤٠ اَرْبَعُون (<i>'arbaع uun</i>) – 40
٧ سَبْعَة (<i>sabع a</i>) – 7	٥٠ خَمْسُون (<i>khamisuun</i>) – 50
٨ ثَمَانِيَة (<i>thamaaniya</i>) – 8	٦٠ سِتُّون (<i>sittuun</i>) – 60
٩ تِسْعَة (<i>tisع a</i>) – 9	٧٠ سَبْعُون (<i>sabع uun</i>) – 70
١٠ عَشْرَة (<i>ع ashara</i>) – 10	٨٠ ثَمَانُون (<i>thamaanuun</i>) – 80
١١ اَحَدٌ عَشْر (<i>'ahad ع ashar</i>) – 11	٩٠ تِسْعُون (<i>tisع uun</i>) – 90
١٢ اِثْنَا عَشْر (<i>ithnaa ع ashar</i>) – 12	١٠٠ مِئَة (<i>mi'a</i>) – 100
١٣ ثَلَاثَة عَشْر (<i>thalaathat ع ashar</i>) – 13	١٠٠٠ اَلْف (<i>'alf</i>) – 1,000
١٤ اَرْبَعَة عَشْر (<i>'arbaع at ع ashar</i>) – 14	١٠٠٠٠٠٠ مِليُون (<i>milyuun</i>) – 1,000,000
١٥ خَمْسَة عَشْر (<i>khamSAT ع ashar</i>) – 15	
١٦ سِتَّة عَشْر (<i>sittat ع ashar</i>) – 16	
١٧ سَبْعَة عَشْر (<i>sabع at ع ashar</i>) – 17	
١٨ ثَمَانِيَة عَشْر (<i>thamaaniyat ع ashar</i>) – 18	

Note:

- Arabic numerals are written left to right (see above).
- The numbers above are those you will meet most often. However, there are some changes if followed by a *feminine* noun, notably the numbers 3–9 will lose the ة (*taa' marbuuta*): 3 ثَلَاثَة اَوْلَاد: 3 boys; 3 ثَلَاث بَنَات: 3 girls.
- Numbers 3–9 are followed by a *plural* noun, but 11 upwards by a *singular* noun (in the accusative — see Appendix (ii): 3 ثَلَاثَة كُتُب: 3 books; 30 ثَلَاثُون كِتَابًا: 30 books.

Verb Index:

400 Arabic verbs for easy reference

This two-part *Arabic–English* and *English–Arabic* index contains all the verbs in the book, together with over 200 further high-frequency Arabic verbs.

Many Arabic references arrange verbs according to root letters and/or type. However, for many learners identifying the root and the type of verb can itself be the main difficulty. So the Arabic–English section of this glossary is presented in strict Arabic alphabetical order (*past tense* followed by *present*). You’ll find the Arabic letters in alphabetical order on [page 124](#). By using this system of alphabetization, you can look up an individual verb and find out its root letters, pronunciation, type and meaning. You can then look up how the verb behaves in the different tenses by using the references to conjugation tables in the main book.

The English meanings given here are not intended to be comprehensive. There may be alternative meanings or nuances for a particular verb that are not possible to include in this type of index. Once you have established the root letters and type of verb, you can clarify the meaning in a good dictionary (see [pages 8–9](#)).

We have also included below a further table showing where you can find other verbal formations. For example, once you have established from the index that the verb *دَرَّسَ، يَدْرُسُ darrasa, yudarris* is Form II you can then go to the table below and find the page reference for the formation and use of the passive, subjunctive, jussive (including imperative), verbal nouns, and participles for this type of verb.

	Form I (Basic)	Forms II–X	Quadrilateral
Passive	82–84	85	—
Subjunctive	66–67	66–67	—
Jussive	70–75	70–75	—
Verbal noun	87–88	88	97
Active participle	91	92	97
Passive participle	91	92	97

Page reference	English	Verb Type	Transliteration	Root	Arabic verb
					ا
60	be sad	<i>VIII, hamzated</i>	ibta'asa, yabta'is	ب ء س	ابتأس، يبتئس
60	begin	<i>VIII, hamzated</i>	ibtada'a, yabtadi'	ب د ء	ابتدأ، يبتدئ
57–58 (as iqtaraba, yaqtarib)	smile	<i>VIII, regular</i>	ibtasama, yabtasim	ب س م	ابتسم، يبتسم
57–58 (as istaqalima, yastaqilim) (guests, etc.)	receive	<i>X, regular</i>	istaqbala, yastaqbil	ق ب ل	استقبل، يستقبل
60 (as istawqafa, yastawqif)	import	<i>X, assimilated</i>	istawrada, yastawrid	و ر د	استورد، يستورد
60	adopt (measures, etc.)	<i>VIII, hamzated</i>	ittakhadha, yattakhidh	ء ح ذ	اتخذ، يتخذ
60 (as ittafaqa, yattafiq)	contact	<i>VIII, assimilated</i>	ittaSala, yattaSil	و ص ل	اتصل، يتصل
60	agree	<i>VIII, assimilated</i>	ittafaqa, yattafiq	و ق ف	اتفق، يتفق
57–58 (as iqtaraba, yaqtarib)	meet	<i>VIII, regular</i>	ijtamaع, yajtamiع	ج م ع	اجتمع، يجتمع
57–58 (as iqtaraba, yaqtarib)	work hard	<i>VIII, regular</i>	ijtahada, yajtahid	ج ه د	اجتهد، يجتهد
60	need	<i>VIII, hollow</i>	iHtaaja, yaHtaaj	ح و ج	احتاج، يحتاج
57–58 (as iqtaraba, yaqtarib)	respect	<i>VIII, regular</i>	iHtarama, yaHtarim	ح ر م	احترم، يحترم
57–58 (as iqtaraba, yaqtarib)	celebrate	<i>VIII, regular</i>	iHtafala, yaHtafil	ح ف ل	احتفل، يحتفل
60 (as imtadda, yamtadd) (land, etc.)	occupy	<i>VIII, doubled</i>	iHtalla, yaHtall	ح ل ل	احتلّ، يحتلّ
60 (as ishtaraa, yashtarii)	contain	<i>VIII, defective</i>	iHtawaa, yaHtawii	ح و ي	احتوى، يحتوي
54	turn red	<i>IX, regular</i>	iHmarra, yaHmarr	ح م ر	احمرّ، يحمرّ
60 (as iHtaaja, yaHtaaj)	choose	<i>VIII, hollow</i>	ikhtaara, yakhtaar	خ ي ر	اختار، يختار
57–58 (as iqtaraba, yaqtarib)	shorten	<i>VIII, regular</i>	ikhtaSara, yakhtaSir	خ ص ر	اختصر، يختصر
55	save, store	<i>VIII, irregular</i>	iddakhara, yaddakhir	د خ ر	ادخر، يدخر
60 (as ishtaraa, yashtarii)	put on (clothes)	<i>VIII, defective</i>	irtadaa, yartadii	ر د ي	ارتدى، يرتدي
57–58 (as iqtaraba, yaqtarib)	rise	<i>VIII, regular</i>	irtafaع, yartafiع	ر ف ع	ارتفع، يرتفع
55	crowd	<i>VIII, irregular</i>	izdaHama, yazdaHim	ز ح م	ازدحم، يزدحم
60	rent, hire	<i>X, hamzated</i>	ista'jara, yasta'jir	ء ج ر	استأجر، يستأجر
60 (as ista'jara, yasta'jir)	ask for permission	<i>X, hamzated</i>	ista'dhana, yasta'dhin	ء ذ ن	استأذن، يستأذن
60	exclude	<i>X, defective</i>	istathnaa, yastathnii	ث ن ي	استثنى، يستثنى
57–58 (as istaqalima, yastaqilim)	admire	<i>X, regular</i>	istaHsana, yastaHsin	ن ح س ن	استحسن، يستحسن

60 (as istamarra, yastamirr)	deserve	<i>X, doubled</i>	istaHaqqa, yastaHiqq	استحقّ، يستحقّ	ح ق ق
60 (as istamarra, yastamirr)	bathe	<i>X, doubled</i>	istaHamma, yastaHimm	استحمّ، يستحمّ	ح م م
57–58 (as istaʿlama, yastaʿlim)	use, employ	<i>X, regular</i>	istakh dama, yastakhdim	استخدم، يستخدم	خ د م
57–58 (as istaʿlama, yastaʿlim)	extract	<i>X, regular</i>	istakhraja, yastakhrij	استخرج، يستخرج	خ ر ج
60 (as istaqaala, yastaqiil)	rest, relax	<i>X, hollow</i>	istaraaHa, yastariiH	استراح، يستريح	ر و ح
60 (as istaqaala, yastaqiil)	be able to	<i>X, hollow</i>	istaTaaʿa, yastaTiiʿ	استطاع، يستطيع	ط و ع
57–58	enquire	<i>X, regular</i>	istaʿlama, yastaʿlim	استعلم، يستعلم	ع ل م
57–58 (as istaʿlama, yastaʿlim)	utilize	<i>X, regular</i>	istaʿmala, yastaʿmil	استعمل، يستعمل	ع م ل
60	resign	<i>X, hollow</i>	istaqaala, yastaqiil	استقال، يستقيل	ق ي ل
57–58 (as istaʿlama, yastaʿlim)	explore	<i>X, regular</i>	istakshafa, yastakshif	استكشف، يستكشف	ك ش ف
57–58 (as istaʿlama, yastaʿlim)	enjoy	<i>X, regular</i>	istamtaʿa, yastamtiʿ	استمتع، يستمتع	ع ت ع
60	continue	<i>X, doubled</i>	istamarra, yastamirr	استمرّ، يستمرّ	م ر ر
57–58 (as iqtaraba, yaqtarib)	listen	<i>VIII, regular</i>	istamaʿa, yastamiʿ	استمع، يستمع	ع س م ع
60	mock, make fun of	<i>X, hamzated</i>	istahzaʿa, yastahziʿ	استهزأ، يستهزئ	ه ز ء
60	stop (someone)	<i>X, assimilated</i>	istawqafa, yastawqif	استوقف، يستوقف	و ق ف
60 (as istawqafa, yastawqif)	wake, awaken	<i>X, assimilated</i>	istayqaZa, yastayqiZ	استيقظ، يستيقظ	ي ق ظ
57–58 (as iqtaraba, yaqtarib)	participate	<i>VIII, regular</i>	ishtaraka, yashtarik	اشترك، يشترك	ش ر ك
60	buy	<i>VIII, defective</i>	ishtaraa, yashtarii	اشترى، يشتري	ش ر ي
55–56	be disturbed	<i>VIII, irregular</i>	iDTaraba, yaDTarib	اضطرب، يضطرب	ض ر ب
55–56	be informed about	<i>VIII, irregular</i>	iTTalaʿa, yaTTaliʿ	اطّلع، يطّلع	ط ل ع
60 (as iHTaaaja, yaHTaaaj)	be accustomed to	<i>VIII, hollow</i>	iʿtaada, yaʿtaad	اعتاد، يعتاد	ع و د
57–58 (as iqtaraba, yaqtarib)	apologize	<i>VIII, regular</i>	iʿtadhara, yaʿtadhir	اعتذر، يعتذر	ع ذ ر
57–58 (as iqtaraba, yaqtarib)	believe	<i>VIII, regular</i>	iʿtaqada, yaʿtaqid	اعتقد، يعتقد	ع ق د
57–58	approach, advance	<i>VIII, regular</i>	iqtaraba, yaqtarib	اقترّب، يقترب	ق ر ب
42–43 (as darrasa, yudarris)	borrow	<i>VIII, regular</i>	iq taraDa, yaqtariD	اقترض، يقترض	ق ر ض
98	shudder, quake	<i>IV, quadriliteral</i>	iqshaʿarra, yaqshaʿirr	اقشعرّ، يقشعرّ	ق ش ع ر
60 (as iHTaaaja, yaHTaaaj)	be differentiated	<i>VIII, hollow</i>	imtaaza, yamtaaz	امتاز، يمتاز	م ي ز
57–58 (as iqtaraba, yaqtarib)	examine	<i>VIII, regular</i>	imtaHana, yamtaHin	امتحان، يمتحن	م ح ن

60	extend	<i>VIII, doubled</i>	imtadda, yamtadd	م د د	امتدّ، يمتدّ
57–58 (as iqtaraba, yaqtarib)	stop, desist	<i>VIII, regular</i>	imtanaʿa, yamtaniʿ	ع ن ع	امتنع، يمتنع
57–58 (as iqtaraba, yaqtarib)	pay attention	<i>VIII, regular</i>	intabaha, yantabih	ن ب ه	انتبه، ينتبه
57–58 (as iqtaraba, yaqtarib)	become widespread	<i>VIII, regular</i>	intashara, yantashir	ن ش ر	انتشر، ينتشر
57–58 (as iqtaraba, yaqtarib)	wait	<i>VIII, regular</i>	intaZara, yantaZir	ن ظ ر	انتظر، ينتظر
60 (as ishtaraa, yashtarii)	finish, end	<i>VIII, defective</i>	intahaa, yantahii	ن ه ي	انتهى، ينتهي
60	bow, wind	<i>VII, defective</i>	inHanaa, yanHanii	ن ح و	انحنى، ينحني
57–58 (as inqalaba, yanqalib)	withdraw	<i>VII, regular</i>	insaHaba, yansaHib	س ح ب	انسحب، ينسحب
57–58 (as inqalaba, yanqalib)	depart	<i>VII, regular</i>	inSarafa, yanSarif	ص ر ف	انصرف، ينصرف
60	join, enroll	<i>VII, doubled</i>	inDamma, yanDamm	ض م م	انضمّ، ينضمّ
60	be led	<i>VII, hollow</i>	inqaada, yanqaad	ق و د	انقاد، يقاد
60	be read	<i>VII, hamzated</i>	inqaraʿa, yanqariʿ	ق ر ء	انقرأ، ينقري
57–58 (as inqalaba, yanqalib)	be divided	<i>VII, regular</i>	inqasama, yanqasim	ق س م	انقسم، ينقسم
60 (as inHanaa, yanHanii)	be finished	<i>VII, defective</i>	inqaDaa, yanqaDii	ق ض ي	انقضى، ينقضي
57–58	turn over, capsize	<i>VII, regular</i>	inqalaba, yanqalib	ق ل ب	انقلب، ينقلب
57–58 (as inqalaba, yanqalib)	be broken	<i>VII, regular</i>	inkasara, yankasir	ك س ر	انكسر، ينكسر
45	blame	<i>III, hamzated</i>	ʿaakhadha, yuʿaakhidh	ء خ ذ	أخذ، يؤخذ
45 (as ʿaamana, yuʿamin)	hurt	<i>IV, hamzated</i>	ʿaalama, yuʿlim	ء ل م	آلم، يؤلم
45	believe (in)	<i>IV, hamzated</i>	ʿaamana, yuʿamin	ء م ن	آمن، يؤمن
27–28 (as mashaʿa, yamshii)	come	<i>I, defective, hamzated</i>	ʿataa, yaʿtii	ء ت ي	أتى، يأتي
45	influence	<i>II, hamzated</i>	ʿaththara, yuʿaththir	ء ث ر	أثر، يؤثر
45 (as ʿaraada, yuriid)	answer	<i>IV, hollow</i>	ʿajaaba, yajjib	ج و ب	أجاب، يجيب
45 (as ʿaththara, yuʿaththir)	rent, hire	<i>II, hamzated</i>	ʿajjara, yuʿajjir	ء ج ر	أجر، يؤجر
45	like, love	<i>IV, doubled</i>	ʿaHabba, yuHibb	ح ب ب	أحبّ، يحبّ
42–43 (as ʿaʿlama, yuʿlim)	do well	<i>IV, regular</i>	aHsana, yuHsin	ح س ن	أحسن، يحسن
42–43 (as ʿaʿlama, yuʿlim)	inform, tell	<i>IV, regular</i>	ʿakhbara, yukhbir	خ ب ر	أخبر، يخبر
35-36	take	<i>I, hamzated</i>	ʿakhadha, yaʿkudh	ء خ ذ	أخذ، يأخذ

42–43 (as 'a'alamā, yu'elim)	remove	<i>IV, regular</i>	'akhraja, yukhrij	خ ر ج	أخرج، يخرج
45 (as 'araada, yuriid)	turn (something), manage (e.g. business)	<i>IV, hollow</i>	'adaara, yudiir	د و ر	أدار، يدير
35-36 (as 'akhadha, ya'khudh)	permit	<i>I, hamzated</i>	'adhina, ya'dhan	ء ذ ن	أذن، يأذن
45	want	<i>IV, hollow</i>	'araada, yuriid	ر و د	أراد، يريد
42–43 (as 'a'alamā, yu'elim)	send	<i>IV, regular</i>	'arsala, yursil	ر س ل	أرسل، يرسل
45	bore (someone)	<i>IV, hamzated</i>	'as'ama, yu'sim	س ء م	أسأم، يستم
42–43 (as 'a'alamā, yu'elim)	hurry	<i>IV, regular</i>	'asra'a, yusri'c	س ر ع	أسرع، يسرع
35-36 (as 'akhadha, ya'khudh)	regret	<i>I, hamzated</i>	'asifa, ya'saf	ء س ف	أسف، يأسف
45 (as 'aththara, yu'aththir)	establish, found	<i>II, doubled, hamzated</i>	'assasa, yu'assis	ء س س	أسسس، يؤسس
45 (as 'araada, yuriid)	point, indicate	<i>IV, hollow</i>	'ashaara, yushiir	ش و ر	أشار، يشير
42–43 (as 'a'alamā, yu'elim)	become	<i>IV, regular</i>	'aSbaHa, yuSbiH	ص ب ح	أصبح، يصبح
45 (as 'aHabbā, yuHibb)	insist	<i>IV, doubled</i>	'aSarra, yuSirr	ص ر ر	أصرّ، يصرّ
42–43 (as 'a'alamā, yu'elim)	repair	<i>IV, regular</i>	'aSlaHa, yuSliH	ص ل ح	أصلح، يصلح
45 (as 'araada, yuriid)	add	<i>IV, hollow</i>	'aDaafa, yuDiif	ض ي ف	أضاف، يضيف
45 (as 'ansha'a, yunshi')	extinguish	<i>IV, hamzated</i>	'aTfa'a, yuTfi'	ط ف ء	أطفأ، يطفىء
42–43 (as 'a'alamā, yu'elim)	set off, liberate	<i>IV, regular</i>	'aTlaqa, yaTliq	ط ل ق	أطلق، يطلق
45 (as 'araada, yuriid)	lend	<i>IV, hollow</i>	'a'aara, yu'iiir	ع و ر	أعار، يعير
45 (as 'aHabbā, yuHibb)	prepare	<i>IV, doubled</i>	'a'adda, yu'idd	ع د د	أعدّ، يعدّ
45	give	<i>IV, defective</i>	'a'aa, yu'ii	ع ط و	أعطى، يعطي
42–43	inform	<i>IV, regular</i>	'a'alamā, yu'elim	ع ل م	أعلم، يعلم
45 (as 'araada, yuriid)	benefit	<i>IV, hollow</i>	'afaada, yufiid	ف ي د	أفاد، يفيد
42–43 (as 'a'alamā, yu'elim)	take off	<i>IV, regular</i>	'aqla'a, yuqli'c	ق ل ع	أقلع، يقلع
35-36 (as 'akhadha, ya'khudh)	eat	<i>I, hamzated</i>	'akala, ya'kul	ء ك ل	أكل، يأكل
45 (as 'aththara, yu'aththir)	confirm	<i>II, hamzated</i>	'akkada, yu'akkid	ء ك د	أكد، يؤكّد
35-36 (as 'akhadha, ya'khudh)	command	<i>I, hamzated</i>	'amara, ya'mur	ء م ر	أمر، يأمر
35-36 (as 'akhadha, ya'khudh)	hope	<i>I, hamzated</i>	'amala, ya'mul	ء م ل	أمل، يأمل
45	construct, found	<i>IV, hamzated</i>	'ansha'a, yunshi'	ن ش ء	أنشأ، ينشئ
42–43 (as 'a'alamā, yu'elim)	refresh	<i>IV, regular</i>	'an'asha, yun'ish	ن ع ش	أنعش، ينعش

45 (as 'a'عTaa, yu'عTii)	finish	IV, defective	'anhaa, yunhii	ن ه ي	أنهى، ينهي
45 (as 'awSala, yuuSil)	deposit	IV, assimilated	'awda'ع, yuudi'ع	و د ع	أودع، يودع
45	connect	IV, assimilated	'awSala, yuuSil	و ص ل	أوصل، يوصل

ب

23–25 (as Taara, yaTiir)	sell	I, hollow	baa'ع, yabii'ع	ب ي ع	باع، يبيع
13–17	search	I, regular	baHatha, yabHath	ب ح ث	بحث، يبحث
27–28 (as shakaa, yashkuu)	seem, appear	I, defective	badaa, yabduu	ب د و	بدأ، يبدو
35–36 (as qara'a, yaqra')	begin	I, hamzated	bada'a, yabda'	ب د ء	بدأ، يبدأ
13–17	be/go cold	I, regular	barada, yabrad	ب ر د	برد، يبرد
35–36	be slow	I, hamzated	baTu'a, yabTu'	ب ط ء	بطؤ، يبطؤ
27–28 (as nasiya, yansaa)	remain, stay	I, defective	baqiya, yabqaa	ب ق ي	بقي، يبقى
27–28 (as mashaa, yamshii)	weep	I, defective	bakaa, yabkee	ب ك ي	بكى، يبكي
13–17	swallow	I, regular	balaa'ع, yabla'ع	ب ل ع	بلع، يبلع
13–17	reach	I, regular	balagha, yablugh	ب ل غ	بلغ، يبلغ
27–28 (as mashaa, yamshii)	build	I, defective	baaa, yabnii	ب ن ي	بنى، يبني

ت

23–25 (as zaara, yazuur)	get lost	I, hollow	taaha, yatuuH	ت و ه	تاه، يتوه
52	be familiar	VI, hamzated	ta'aalafa, yata'aalaf	ء ل ف	تألف، يتألف
52	be influenced	V, hamzated	ta'athhara, yata'aththar	ء ث ر	تأثر، يتأثر
52 (as ta'athhara, yata'aththar)	be late	V, hamzated	ta'akhkhara, yata'akhkhar	ء خ ر	تأخر، يتأخر
13–17	follow	I, regular	tabaa'ع, yatba'ع	ت ب ع	تبع، يتبع
42–43 (as darraa, yudarris)	season (food)	II, regular	tabbala, yutabbil	ت ب ل	تبل، يتبل
52 (as talawwana, yatalawwan)	wander	V, hollow	tajawwala, yatajawwal	ج و ل	تجول، يتجول
49–50	converse	VI, regular	taHaadatha, yataHaadath	ح د ث	تحدث، يتحدث
49–50 (as tadhakkara, yatadhakkar)	talk, speak	V, regular	taHaddatha, yataHaddath	ح د ث	تحدث، يتحدث
49–50 (as tadhakkara, yatadhakkar)	move	V, regular	taHarraka, yataHarrak	ح ر ك	تحرك، يتحرك
49–50 (as tadhakkara, yatadhakkar)	improve	V, regular	taHassana, yataHassan	ح س ن	تحسن، يتحسن

49–50	remember	<i>V, regular</i>	tadhakkara, yatadhakkar	ذ ك ر	تذكّر، يتذكّر
97 (as daHraja, yudaHrij)	translate	<i>I, quadrilateral</i>	tarjama, yutarjim	ت ر ج م	ترجم، يترجم
52	hesitate	<i>V, doubled</i>	taraddada, yataraddad	ر د د	تردّد، يتردّد
13–17	leave, abandon	<i>I, regular</i>	taraka, yatrak	ت ر ك	ترك، يترك
52 (as talawwana, yatalawwan)	marry, get married	<i>V, hollow</i>	tazawwaja, yatazawwaj	ز و ج	تزوج، يتزوج
52	wonder	<i>VI, hamzated</i>	tasaa'ala, yatasaa'al	س ء ل	تساءل، يتساءل
98 (as tafalsafa, yatafalsaf)	follow one another	<i>II, quadrilateral</i>	tasalsala, yatasalsal	س ل س ل	تسلسل، يتسلسل
49–50 (as tadhakkara, yatadhakkar)	climb	<i>V, regular</i>	tasallaqa, yatasallaq	س ل ق	تسلّق، يتسلّق
52 (as tamannaa, yatamannaa)	be amused	<i>V, defective</i>	tasallaa, yatasallaa	س ل و	تسلّى، يتسلّى
52 (as talawwana, yatalawwan)	shop, go shopping	<i>V, hollow</i>	tasawwaqa, yatasawwaq	س و ق	تسوّق، يتسوّق
49–50 (as tadhakkara, yatadhakkar)	behave	<i>V, regular</i>	taSarrafa, yataSarrafa	ص ر ف	تصرّف، يتصرّف
52 (as talawwana, yatalawwan)	imagine	<i>V, hollow</i>	taSawwara, yataSawwar	ص و ر	تصوّر، يتصوّر
52 (as ta'aawana, yata'aawan)	be annoyed	<i>VI, hollow</i>	taDaayaaq, yataDaayaaq	ض ي ق	تضايق، يتضايق
52	cooperate	<i>VI, hollow</i>	ta'aawana, yata'aawan	ع و ن	تعاون، يتعاون
13–17	tire, wear out	<i>I, regular</i>	ta'ibaa, yata'ibaa	ت ع ب	تعب، يتعب
52 (as tamannaa, yatamannaa)	dine, have dinner	<i>V, defective</i>	ta'ashshaa, yata'ashshaa	ع ش ي	تعشى، يتعشى
49–50 (as tadhakkara, yatadhakkar)	put on perfume	<i>V, regular</i>	ta'aTara, yata'aTar	ع ط ر	تعطّر، يتعطّر
49–50 (as tadhakkara, yatadhakkar)	learn	<i>V, regular</i>	ta'allama, yata'allam	ع ل م	تعلم، يتعلم
52 (as tamannaa, yatamannaa)	have lunch	<i>V, defective</i>	taghaddaa, yataghaddaa	غ د و	تغذّى، يتغذّى
49–50 (as taHaadatha, yataHaadath)	be dispersed	<i>VI, regular</i>	tafaaraqa, yatafaaraq	ف ر ق	تفارق، يتفارق
52	be optimistic	<i>V, hamzated</i>	tafa'ala, yatafa'al	ف ء ل	تفأل، يتفأل
98	philosophize	<i>II, quadrilateral</i>	tafalsafa, yatafalsaf	ف ل س ف	تفلسف، يتفلسف
49–50 (as tadhakkara, yatadhakkar)	excel	<i>V, regular</i>	tafawwaaq, yatafawwaaq	ف و ق	تفوّق، يتفوّق
49–50 (as taHaadatha, yataHaadath)	be lazy	<i>VI, regular</i>	takaasala, yatakaasal	ك س ل	تكاسل، يتكاسل

52	be equal	<i>VI, hamzated</i>	takaafa'a, yatakaafa'	ك ف ء	تكافأ، يتكافأ
49–50 (as tadhakkara, yatadhakkar)	talk	<i>V, regular</i>	takallama, yatakallam	ك ل م	تكلم، يتكلم
52	meet up	<i>VI, defective</i>	talaaqaa, yatalaaqaa	ل ق ي	تلاقى، يتلاقى
49–50 (as tadhakkara, yatadhakkar)	be polluted	<i>V, regular</i>	talawwatha, yatalawwath	ل و ث	تلوث، يتلوث
52	be colored	<i>V, hollow</i>	talawwana, yatalawwan	ل و ن	تلون، يتلون
97	mutter	<i>I, quadrilateral</i>	tamtama, yutamtim	ت م ت م	تمتم، يتمتم
52	wish, want	<i>V, defective</i>	tamanna, yatamanna	م ن و	تمنى، يتمنى
31 (as radda, yarudd)	be finished	<i>I, doubled</i>	tamma, yatimm	ت م م	تمّ، يتمّ
52	predict	<i>V, hamzated</i>	tanabba'a, yatanabba'	ن ب ء	تنبأ، يتنبأ
52	agree together	<i>VI, assimilated</i>	tawaafaqa, yatawafaq	و ف ق	توافق، يتوافق
52	expect	<i>V, assimilated</i>	tawaqqaaع, yatawaaqqaaع	و ق ع	توقع، يتوقع
52 (tawaqqaaع, yatawaaqqaaع)	stop	<i>V, assimilated</i>	tawaqqafa, yatawaaqqaf	و ق ف	توقف، يتوقف

ث

97	chatter	<i>I, quadrilateral</i>	tharthara, yutharthir	ث ر ث ر	ثرثر، يثرثر
----	---------	-------------------------	-----------------------	---------	-------------

ج

99	come	<i>I, hollow, hamzated</i>	jaa'a, yajii'	ج ي ء	جاء، يجيء
42–43 (as saabaqa, yusaabiq)	argue	<i>III, regular</i>	jaadala, yajaadil	ج د ل	جادل، يجادل
27–28 (as mashaa, yamshii)	run	<i>I, defective</i>	jaraa, yajrii	ج ر ي	جرى، يجري
13–17	sit	<i>I, regular</i>	jalasa, yajlis	ج ل س	جلس، يجلس
13–17	collect	<i>I, regular</i>	jamaع, yajmaع	ج م ع	جمع، يجمع
42–43 (as darrasa, yudarris)	prepare	<i>II, regular</i>	jahhaza, yujahhiz	ج ه ز	جهّز، يجهّز

ح

42–43 (as saabaqa, yusaabiq)	talk to	<i>III, regular</i>	Haadatha, yuHaadith	ح د ث	حدث، يحدث
45 (as naawala, yunaawil)	try	<i>III, hollow</i>	Haawala, yuHaawil	ح و ل	حاول، يحاول
13–17	reserve	<i>I, regular</i>	Hajaza, yaHjiz	ح ج ز	حجز، يحجز
13–17	happen	<i>I, regular</i>	Hadatha, yaHduth	ح د ث	حدث، يحدث
13–17	burn	<i>I, regular</i>	Haraqa, yaHriq	ح ر ق	حرق، يحرق

42–43 (as darrasa, yudarris)	move (something)	<i>ll, regular</i>	Harraka, yuHarrik	ح ر ك	حرّك، يحرك
13–17	be beautiful	<i>l, regular</i>	Hasana, yaHsun	ح س ن	حسن، يحسن
42–43 (as darrasa, yudarris)	improve (something else)	<i>ll, regular</i>	Hassana, yuHassin	ح س ن	حسن، يحسن
13–17	attend	<i>l, regular</i>	HaDara, yaHDur	ح ض ر	حضر، يحضر
13–17	store away, memorize, save to memory	<i>l, regular</i>	HafiZa, yaHfaZ	ح ف ظ	حفظ، يحفظ
13–17	carry	<i>l, regular</i>	Hamala, yaHmil	ح م ل	حمل، يحمل
27–28 (as mashaa, yamshii)	protect	<i>l, defective</i>	Hamaa, yaHmii	ح م ي	حمى، يحمي
42–43 (as darrasa, yudarris)	download	<i>ll, regular</i>	Hammala, yuHammil	ح م ل	حمّل، يحمّل
خ					
23–25 (as naama, yanaam)	fear, be afraid	<i>l, hollow</i>	khaafa, yakhaaf	خ و ف	خاف، يخاف
23–25 (as zaara, yazuur)	betray	<i>l, hollow</i>	khaana, yakhuun	خ و ن	خان، يخون
13–17	go out, exit	<i>l, regular</i>	kharaja, yakhruj	خ ر ج	خرج، يخرج
45	frighten	<i>ll, hollow</i>	khawwafa, yukhawwif	خ و ف	خوّف، يخوّف
د					
23–25 (as zaara, yazuur)	last	<i>l, hollow</i>	daama, yaduuum	د و م	دام، يدوم
97	roll	<i>l, quadrilateral</i>	daHraja, yudaHrij	د ح ر ج	دحرج، يدحرج
13–17	enter	<i>l, regular</i>	dakhala, yadkhul	د خ ل	دخل، يدخل
42–43 (as darrasa, yudarris)	smoke	<i>ll, regular</i>	dakhkhana, yudakhkhin	د خ ن	دخّن، يدخّن
13–17	study	<i>l, regular</i>	darasa, yadrus	د ر س	درس، يدرس
42–43 (as darrasa, yudarris)	train, coach	<i>ll, regular</i>	darraba, yudarrib	د ر ب	درّب، يدرّب
42–43	teach	<i>ll, regular</i>	darrasa, yudarris	د ر س	درّس، يدرّس
27–28 (as shakaa, yashkuu)	invite, summon	<i>l, defective</i>	daعaa, yadعuu	د ع و	دعا، يدعو
13–17	push, pay	<i>l, regular</i>	dafaعa, yadfaع	د ف ع	دفع، يدفع
31 (as radda, yarudd)	indicate, prove	<i>l, doubled</i>	dalla, yadull	د ل ل	دلّ، يدلّ
97	hum	<i>l, quadrilateral</i>	dandana, yudandin	د ن د ن	دندن، يدندن

ذ

23–25 (as zaara, yazuur)	taste	<i>I, hollow</i>	dhaaqa, yadhuuq	ذ و ق	ذاق، يذوق
42–43 (as saabaqa, yusaabiq)	study	<i>III, regular</i>	dhaakara, yudhaakir	ذ ك ر	ذاكر، يذاكر
13–17	mention	<i>I, regular</i>	dhakara, yadhkur	ذ ك ر	ذكر، يذكر
42–43 (as darrasa, yudarris)	remind	<i>II, regular</i>	dhakkara, yudhakkir	ذ ك ر	ذكر، يذكر
13–17	go	<i>I, regular</i>	dhahaba, yadh-hab	ذ ه ب	ذهب، يذهب

ر

100	see	<i>I, defective, hamzated</i>	ra'aa, yaraa	ر ء ي	رأى، يرى
13–17	win	<i>I, regular</i>	rabaHa, yarbaH	ر ب ح	ربح، يربح
45	breed, raise	<i>II, defective</i>	rabbaa, yurabbii	ر ب و	ربى، يربى
42–43 (as darrasa, yudarris)	arrange, tidy	<i>II, regular</i>	rattaba, yurattib	ر ت ب	رتب، يرتب
27–28 (as shakaa, yashkuu)	request, hope	<i>I, defective</i>	rajaa, yarjuu	ر ج و	رجا، يرجو
13–17	return	<i>I, regular</i>	rajaa, yarfia	ر ج ع	رجع، يرجع
42–43 (as darrasa, yudarris)	welcome	<i>II, regular</i>	raHHaba, yuraHHib	ر ح ب	رحب، يرحب
31	reply, answer	<i>I, doubled</i>	radda, yarudd	ر د د	رد، يرد
45	repeat	<i>II, doubled</i>	raddada, yuraddid	ر د د	ردد، يردد
13–17	draw (a picture)	<i>I, regular</i>	rasama, yarsum	ر س م	رسم، يرسم
27–28 (as nasiya, yansaa)	approve	<i>I, defective</i>	raDiya, yarDaa	ر ض ي	رضى، يرضى
13–17	refuse	<i>I, regular</i>	rafaDa, yarfuD	ر ف ض	رفض، يرفض
13–17	raise, lift up	<i>I, regular</i>	rafaa, yarfia	ر ف ع	رفع، يرفع
13–17	dance	<i>I, regular</i>	raqaSa, yarquS	ر ق ص	رقص، يرقص
13–17	ride, get on	<i>I, regular</i>	rakiba, yarkab	ر ك ب	ركب، يركب
27–28 (as mashaa, yamshii)	throw	<i>I, defective</i>	ramaa, yarmii	ر م ي	رمى، يرمى
23–25 (as Taara, yaTiir)	increase	<i>I, hollow</i>	zaada, yaziid	ز ي د	زاد، يزيد
23–25	visit	<i>I, hollow</i>	zaara, yazuur	ز و ر	زار، يزور

ز

13–17	plant	<i>I, regular</i>	zaraa, yazraa	ز ر ع	زرع، يزرع
-------	-------	-------------------	---------------	-------	-----------

س

45	question	<i>III, hamzated</i>	saa'ala, yusaa'il	س ء ل	سائل، يسائل
42–43	race	<i>III, regular</i>	saabaqa, yusaabiq	س ب ق	سابق، يسابق
42–43 (as saabaqa, yusaabiq)	help	<i>III, regular</i>	saa'ada, yusaa'id	س ع د	ساعد، يساعد
42–43 (as saabaqa, yusaabiq)	travel	<i>III, regular</i>	saafara, yusaafir	س ف ر	سافر، يسافر
45 (as laaqaa, yulaaqii)	equal	<i>III, defective</i>	saawaa, yusaawii	س و ي	ساوى، يساوي
35–36	ask	<i>I, hamzated</i>	sa'ala, yas'al	س ء ل	سأل، يسأل
13–17	swim	<i>I, regular</i>	sabaHa, yasbaH	س ب ح	سبح، يسبح
13–17	precede	<i>I, regular</i>	sabaqa, yasbiq	س ب ق	سبق، يسبق
45 (as raddada, yuraddid)	cause	<i>II, doubled</i>	sabbaba, yusabbib	س ب ب	سبب، يسبب
13–17	jail	<i>I, regular</i>	sajana, yasjun	س ج ن	سجن، يسجن
42–43 (as darrasa, yudarris)	record	<i>II, regular</i>	sajjala, yusajjil	س ج ل	سجل، يسجل
13–17	be hot	<i>I, regular</i>	sakhana, yaskhun	س خ ن	سخن، يسخن
42–43 (as darrasa, yudarris)	heat	<i>II, regular</i>	sakhkhana, yusakhkhin	س خ ن	سخن، يسخن
31 (as radda, yarudd)	block	<i>I, doubled</i>	sadda, yasudd	س د د	سدّ، يسدّ
13–17	steal	<i>I, regular</i>	saraqa, yasraq	س ر ق	سرق، يسرق
13–17	cough	<i>I, regular</i>	sa'ala, yas'al	س ع ل	سعل، يسعل
27–28 (as nasiya, yansaa)	attempt, strive	<i>I, defective</i>	sa'ajya, yas'aa	س ع ي	سعى، يسعى
13–17	fall	<i>I, regular</i>	saqaTa, yasquT	س ق ط	سقط، يسقط
13–17	live, reside	<i>I, regular</i>	sakana, yaskun	س ك ن	سكن، يسكن
13–17	allow	<i>I, regular</i>	samaHa, yasmaH	س م ح	سمح، يسمح
13–17	hear	<i>I, regular</i>	sami'a, yasma'a	س م ع	سمع، يسمع
45 (as rabbaa, yurabbii)	name	<i>II, defective</i>	sammaa, yusammii	س م ي	سمّى، يسمّى
35–36 (as sa'ala, yas'al)	be fed up	<i>I, hamzated</i>	sa'ima, yas'am	س ء م	سئم، يسأم

ش

23–25 (as naama, yanaam)	want	<i>I, hollow, hamzated</i>	shaa'a, yashaa'	ش ي ء	شاء، يشاء
42–43 (as saabaqa, yusaabiq)	share (in), participate	<i>III, regular</i>	shaaraka, yushaarik	ش ر ك	شارك، يشارك

42–43 (as saabaqa, yusaabiq)	watch, view	<i>III, regular</i>	shaahada, yushaahid	ش ه د	شاهد، يشاهد
13–17	charge (battery, etc.)	<i>I, regular</i>	shaHana, yashHan	ش ح ن	شحن، يشحن
31 (as radda, yarudd)	strengthen, pull	<i>I, doubled</i>	shadda, yashidd	ش د د	شدّ، يشدّ
14–16 (as kataba, yaktub)	drink	<i>I, regular</i>	shariba, yashrab	ش ر ب	شرب، يشرب
13–17	feel	<i>I, regular</i>	sha'ara, yash'ur	ش ع ر	شعر، يشعر
27–28	complain	<i>I, defective</i>	shakaa, yashkuu	ش ك و	شكا، يشكو
13–17	thank	<i>I, regular</i>	shakara, yashkur	ش ك ر	شكر، يشكر
31 (as radda, yarudd)	doubt, suspect	<i>I, doubled</i>	shakka, yashukk	ش ك ك	شكّ، يشكّ
31 (as radda, yarudd)	smell	<i>I, doubled</i>	shamma, yashumm	ش م م	شمّ، يشمّ

ص

23–25 (as Taara, yaTiir)	shout	<i>I, hollow</i>	SaaHa, yaSiiH	ص ي ح	صاح، يصيح
23–25 (as Taara, yaTiir)	become	<i>I, hollow</i>	Saara, yaSiir	ص ي ر	صار، يصير
23–25 (as zaara, yazuur)	fast	<i>I, hollow</i>	Saama, yaSuum	ص و م	صام، يصوم
42–43 (as darrasa, yudarris)	believe	<i>II, regular</i>	Saddaqa, yuSSadiq	ص د ق	صدّق، يصدّق
42–43 (as darrasa, yudarris)	change (money, etc.)	<i>II, regular</i>	Sarrafa, yuSarrif	ص ر ف	صرّف، يصرّف
42–43 (as darrasa, yudarris)	repair	<i>II, regular</i>	SallaHa, yuSalliH	ص ل ح	صلّح، يصلّح
45 (as rabbaa, yurabbi)	pray	<i>II, defective</i>	Sallaa, yuSalli	ص ل و	صلّى، يصلّي
13–17	make, manufacture	<i>I, regular</i>	Sana'a, yaSna'a	ص ن ع	صنع، يصنع
45 (as khawwafa, yukhawwif)	vote	<i>II, hollow</i>	Sawwata, yuSawwit	ص و ت	صوّت، يصوّت

ض

45	oppose	<i>III, doubled</i>	Daadd, yuDaadd	ض د د	ضادّ، يضادّ
13–17	laugh	<i>I, regular</i>	DaHika, yaDHak	ض ح ك	ضحك، يضحك
13–17	hit	<i>I, regular</i>	Daraba, yaDrub	ض ر ب	ضرب، يضرب

ط

23–25	fly	<i>I, hollow</i>	Taara, yaTiir	ط ي ر	طار، يطير
13–17	cook	<i>I, regular</i>	Tabakha, yaTbukh	ط ب خ	طبخ، يطبخ
13–17	print	<i>I, regular</i>	Taba'a, yaTba'a	ط ب ع	طبع، يطبع
13–17	knock (on door, etc.)	<i>I, regular</i>	Taraqqa, yaTruq	ط ر ق	طرق، يطرق

97 (daHraja, yudaHrij)	crackle	<i>l, quadrilateral</i>	TaqTaaqa, yuTaaqTiq	ط ق ط ق	يططق، يطقطق
13–17	request	<i>l, regular</i>	Talaba, yaTlub	ط ل ب	طلب، يطلب

ظ

31 (as radda, yarudd)	think, imagine	<i>l, doubled</i>	Zanna, yaZunn	ظ ن ن	ظنّ، يظنّ
13–17	appear	<i>l, regular</i>	Zahara, yaZhar	ظ ه ر	ظهر، يظهر

ع

23–25 (as zaara, yazuur)	return	<i>l, hollow</i>	عاada, yaعاuud	ع و د	عاد، يعود
23–25 (as Taara, yaTiir)	live	<i>l, hollow</i>	عاasha, yaعاiish	ع ي ش	عاش، يعيش
42–43 (as saabaqa, yusaabiq)	deal with	<i>ll, regular</i>	عاamala, yuعاamil	ع م ل	عامل، يعامل
45 (as naawala, yunaawil)	help	<i>ll, hollow</i>	عاawana, yuعاawin	ع و ن	عاون، يعاون
13–17	cross (road, etc.)	<i>l, regular</i>	عabara, yaعbur	ع ب ر	عبر، يعبر
31 (as radda, yarudd)	count	<i>l, doubled</i>	عadda, yaعudd	ع د د	عدّ، يعدّ
42–43 (as darrasa, yudarris)	adjust	<i>ll, regular</i>	عaddala, yuعaddil	ع د ل	عدّل، يعدّل
13–17	display, show	<i>l, regular</i>	عaraDa, yaعriD	ع ر ض	عرض، يعرض
13–17	know	<i>l, regular</i>	عarafa, yaعrif	ع ر ف	عرف، يعرف
13–17	play (an instrument)	<i>l, regular</i>	عazafa, yaعzif	ع ز ف	عزف، يعزف
13–17	tie	<i>l, regular</i>	عaqada, yaعqid	ع ق د	عقد، يعقد
13–17	know	<i>l, regular</i>	عalima, yaعlam	ع ل م	علم، يعلم
42–43 (as darrasa, yudarris)	teach	<i>ll, regular</i>	عallama, yuعallim	ع ل م	علّم، يعلمّ
13–17	do, work	<i>l, regular</i>	عامila, yaعامal	ع م ل	عمل، يعمل

غ

42–43 (as saabaqa, yusaabiq)	depart	<i>ll, regular</i>	ghaadara, yughaadir	غ د ر	غادر، يغادر
97	gargle	<i>l, quadrilateral</i>	gharghara, yugharghir	غ ر غ ر	غرغر، يغرغر
13–17	wash	<i>l, regular</i>	ghasala, yaghsil	غ س ل	غسل، يغسل
45 (as rabbaa, yurabbii)	cover	<i>ll, defective</i>	ghaTTaa, yughaTTii	غ ط و	غطّى، يغطّي
27–28 (as mashaa, yamshii)	boil	<i>l, defective</i>	ghalaa, yaghlii	غ ل ي	غلى، يغلي
45 (as rabbaa, yurabbii)	sing	<i>ll, defective</i>	ghannaa, yughannii	غ ن ي	غنى، يغني
45 (as khawwafa, yukhawwif)	change, alter	<i>ll, hollow</i>	ghayyara, yughayyir	غ ي ر	غيّر، يغيّر

ف

23–25 (as zaara, yazuur)	pass, go by	<i>I, hollow</i>	faata, yafuut	ف و ت	فات، يفوت
13–17	open	<i>I, regular</i>	fataHa, yafTaH	ف ت ح	فتح، يفتح
42–43 (as darrasa, yudarris)	search, inspect	<i>II, regular</i>	fattasha, yufattish	ف ت ش	فتش، يفتش
13–17	fail	<i>I, regular</i>	fashala, yafshal	ف ش ل	فشل، يفشل
42–43 (as darrasa, yudarris)	prefer	<i>II, regular</i>	faDDala, yufaDDil	ف ض ل	فصل، يفصل
13–17	have breakfast	<i>I, regular</i>	faTara, yaffur	ف ط ر	فطر، يفطر
13–17	do	<i>I, regular</i>	faʿala, yafʿal	ف ع ل	فعل، يفعل
13–17	lose	<i>I, regular</i>	faqada, yafqid	ف ق د	فقد، يفقد
42–43 (as darrasa, yudarris)	think, reflect	<i>II, regular</i>	fakkara, yufakkir	ف ك ر	فكر، يفكر
13–17	understand	<i>I, regular</i>	fahima, yafham	ف ه م	فهم، يفهم

ق

42–43 (as saabaqa, yusaabiq)	fight	<i>III, regular</i>	qaatala, yuqaatil	ق ت ل	قاتل، يقاتل
23–25 (as zaara, yazuur)	drive	<i>I, hollow</i>	qaada, yaquud	ق و د	قاد، يقود
23–25 (as Taara, yaTiir)	measure	<i>I, hollow</i>	qaasa, yaqiis	ق ي س	قاس، يقيس
23–25 (as zaara, yazuur)	say, tell	<i>I, hollow</i>	qaala, yaquul	ق و ل	قال، يقول
42–43 (as saabaqa, yusaabiq)	gamble	<i>III, regular</i>	qaamara, yuqaamir	ق م ر	قامر، يقامر
13–17	accept	<i>I, regular</i>	qabila, yaqbal	ق ب ل	قبل، يقبل
13–17	kill	<i>I, regular</i>	qatala, yaqtul	ق ت ل	قتل، يقتل
42–43 (as darrasa, yudarris)	massacre	<i>II, regular</i>	qattala, yuqattil	ق ت ل	قتل، يقتل
42–43 (as darrasa, yudarris)	estimate	<i>II, regular</i>	qaddara, yuqaddir	ق د ر	قدر، يقدر
42–43 (as darrasa, yudarris)	present, bring forward	<i>II, regular</i>	qaddama, yuqaddim	ق د م	قدم، يقدم
35–36	read	<i>I, hamzated</i>	qara'a, yaqra'	ق ر ء	قرأ، يقرأ
13–17	be/become near	<i>I, regular</i>	qaruba, yaqrub	ق ر ب	قرب، يقرب
13–17	bang	<i>I, regular</i>	qaraʿa, yaqraʿ	ق ر ع	قرع، يقرع
42–43 (as darrasa, yudarris)	decide	<i>II, regular</i>	qarrara, yuqarrir	ق ر ر	قرر، يقرر
31 (as radda, yarudd)	cut	<i>I, doubled</i>	qaSSa, yaquSS	ق ص ص	قص، يقص
27–28 (as mashaa, yamshii)	judge	<i>I, defective</i>	qaDaa, yaqDii	ق ض ي	قضى، يقضي

13–17	tear, cut	<i>I, regular</i>	qaṭaʿa, yaqṭaʿع ق ط ع	قطع، يقطع
13–17	jump	<i>I, regular</i>	qafaza, yaqfiz ق ف ز	قفز، يقفز
13–17	shut, lock	<i>I, regular</i>	qafala, yaqfil ق ف ل	قفل، يقفل
13–17	turn (something) over	<i>I, regular</i>	qalaba, yaqlib ق ل ب	قلب، يقلب
27–28 (as mashaa, yamshii)	fry	<i>I, defective</i>	qalaa, yaqlii ق ل ي	قلي، يقلي

ك

23–25 (as naama, yanaam)	be about to	<i>I, hollow</i>	kaada, yakaad ك و د	كاد، يكاد
45	reward	<i>III, hamzated</i>	kaafaʿa, yukaafiʿ ك ف ء	كافأ، يكافئ
23–25 (as zaara, yazuur)	be, exist	<i>I, hollow</i>	kaana, yakuun ك و ن	كان، يكون
14–16	write	<i>I, regular</i>	kataba, yaktub ك ت ب	كتب، يكتب
13–17	lie, tell lies	<i>I, regular</i>	kadhaba, ykadhib ك ذ ب	كذب، يكذب
13–17	hate	<i>I, regular</i>	kariha, yakrah ك ر ه	كره، يكره
45 (as raddada, yuraddid)	repeat	<i>II, doubled</i>	karrara, yukarrir ك ر ر	كرّر، يكرّر
13–17	win, earn	<i>I, regular</i>	kasaba, yaksib ك س ب	كسب، يكسب
13–17	break	<i>I, regular</i>	kasara, yaksir ك س ر	كسر، يكسر
42–43 (as darrasa, yudarris)	smash	<i>II, regular</i>	kassara, yukassir ك س ر	كسّر، يكسّر
42–43 (as darrasa, yudarris)	cost	<i>II, regular</i>	kallafa, yukallif ك ل ف	كلف، يكلف
13–17	sweep	<i>I, regular</i>	kanasa, yaknus ك ن س	كنس، يكنس
27–28 (as mashaa, yamshii)	iron	<i>I, defective</i>	kawaa, yakwii ك و ي	كوى، يكوي

ل

45 (as saaʿala, yusaʿil)	be suitable	<i>III, hamzated</i>	laaʿama, yulaaʿim ل ء م	لاءم، يلاءم
45	meet	<i>III, defective</i>	laaqaa, yulaaqii ل ق ي	لاقى، يلاقي
13–17	wear	<i>I, regular</i>	labisa, yalbas ل ب س	لبس، يلبس
13–17	play	<i>I, regular</i>	laʿaba, yalʿab ل ع ب	لعب، يلعب
31 (as radda, yarudd)	turn	<i>I, doubled</i>	laffa, yaliff ل ف ف	لفّ، يلفّ
27–28 (as nasiya, yansaa)	meet	<i>I, meet</i>	laqiya, yalqaa ل ق ي	لقي، يلتقي
13–17	touch	<i>I, regular</i>	lamasa, yalmis ل م س	لمس، يلمس
45 (as khawwafa, yukhawwif)	pollute	<i>II, hollow</i>	lawwatha, yulawwith ل و ث	لوث، يلوّث
101	not to be	—	laysa —	ليس

م

23–25 (as zaara, yazuur)	die	<i>l, hollow</i>	maata, yamuut	م و ت	مات، يموت
31 (as radda, yarudd)	extend, stretch	<i>l, doubled</i>	madda, yamudd	م د د	مدّ، يمدّ
31 (as radda, yarudd)	pass (by)	<i>l, doubled</i>	marra, yamurr	م ر ر	مرّ، يمرّ
13–17	wipe	<i>l, regular</i>	masaHa, yamsaH	م س ح	مسح، يمسخ
13–17	hold, catch	<i>l, regular</i>	masaka, yamsik	م س ك	مسك، يمسك
27–28	walk	<i>l, defective</i>	mashaa, yamshii	م ش ي	مشى، يمشي
35–36 (as qara'a, yaqra')	fill	<i>l, hamzated</i>	mala'a, yamla'	م ل ء	ملاً، يملأ
13–17	own, possess	<i>l, regular</i>	malaka, yamlik	م ل ك	ملك، يملك

ن

45 (as laaqaa, yulaaqii)	call out	<i>ll, defective</i>	naadaa, yunaadii	ن د و	نادى، ينادي
42–43 (as saabaqa, yusaabiq)	discuss	<i>ll, regular</i>	naaqasha, yunaaqish	ن ق ش	ناقش، يناقش
23–25	sleep	<i>l, hollow</i>	naama, yanaam	ن و م	نام، ينام
45	hand over	<i>ll, hollow</i>	naawala, yunaawil	ن و ل	ناول، يناول
13–17	succeed	<i>l, regular</i>	najaHa, yanjaH	ن ج ح	نَجَح، ينجح
13–17	appoint, delegate	<i>l, regular</i>	nadaba, yandub	ن د ب	ندب، يندب
13–17	go down	<i>l, regular</i>	nazala, yanzil	ن ز ل	نزل، ينزل
27–28	forget	<i>l, defective</i>	nasiya, yansaa	ن س ي	نسي، ينسى
13–17	publish, diffuse	<i>l, regular</i>	nashara, yanshur	ن ش ر	نشر، ينشر
13–17	pronounce	<i>l, regular</i>	naTaqa, yanTuq	ن ط ق	نطق، ينطق
13–17	look	<i>l, regular</i>	naZara, yanZur	ن ظ ر	نظر، ينظر
42–43 (as darrasa, yudarris)	clean	<i>ll, regular</i>	naZZafa, yunaZZif	ن ظ ف	نظّف، ينظّف
42–43 (as darrasa, yudarris)	organize	<i>ll, regular</i>	naZZama, yunaZZim	ن ظ م	نظّم، ينظّم
13–17	transport	<i>l, regular</i>	naqala, yanqul	ن ق ل	نقل، ينقل
27–28 (as shakaa, yashkuu)	grow	<i>l, defective</i>	namaa, yanmuu	ن م و	نما، ينمو
27–28 (as mashaa, yamshii)	intend	<i>l, defective</i>	nawaa, yanwii	ن و ي	نوى، ينوي

ه

42–43 (as saabaqa, yusaabiq)	emigrate	<i>ll, regular</i>	haajara, yuhaajir	ه ج ر	هاجر، يهاجر
------------------------------	----------	--------------------	-------------------	-------	-------------

13–17	land	<i>l, regular</i>	habaṬa, yahbuṬ	ه ب ط	هبط، يهبط
13–17	escape	<i>l, regular</i>	haraba, yahrub	ه ر ب	هرب، يهرب
45	congratulate	<i>ll, hamzated</i>	hanna', yuhanni'	ه ن ء	هنأ، يهنئ

و

45	agree	<i>lll, assimilated</i>	waafaqa, yuwaafiq	و ف ق	وافق، يوافق
21–22 (as waSala, yaSil)	trust	<i>l, assimilated</i>	wathaqa, yathiq	و ث ق	وثق، يثق
21–22 (as waSala, yaSil)	find	<i>l, assimilated</i>	wajada, yajid	و ج د	وجد، يجد
31 (as radda, yarudd)	want, wish	<i>l, doubled</i>	wadda, yawadd	و د د	ودأ، يودأ
21–22 (as waSala, yaSil)	inherit	<i>l, assimilated</i>	waratha, yarith	و ر ث	ورث، يرث
45 (as waSSala, yuwaSSil)	distribute	<i>ll, assimilated</i>	wazzaع, yuwazziع	و ز ع	وزع، يوزع
21–22 (as waSala, yaSil)	describe	<i>l, assimilated</i>	waSafa, yaSif	و ص ف	وصف، يصف
21–22	arrive	<i>l, assimilated</i>	waSala, yaSil	و ص ل	وصل، يصل
45	deliver	<i>ll, assimilated</i>	waSSala, yuwaSSil	و ص ل	وصل، يوصل
21–22 (as waSala, yaSil)	put, place	<i>l, assimilated</i>	waDaع, yaDaع	و ض ع	وضع، يضع
45 (as waSSala, yuwaSSil)	employ	<i>ll, assimilated</i>	waZZafa, yuwaZZif	و ظ ف	وظف، يوظف
45 (as waSSala, yuwaSSil)	save, economize	<i>ll, assimilated</i>	waffara, yuwaffir	و ف ر	وفر، يوفر
21–22 (as waSala, yaSil)	fall	<i>l, assimilated</i>	waqaع, yaqaع	و ق ع	وقع، يقع
21–22 (as waSala, yaSil)	stand, stop	<i>l, assimilated</i>	waqafa, yaqif	و ق ف	وقف، يقف
27–28 (as mashaa, yamshii)	protect	<i>l, defective</i>	waqaa, yaqii	و ق ي	وقى، يقي
45 (as waSSala, yuwaSSil)	sign	<i>ll, assimilated</i>	waqqaع, yuwaqqiع	و ق ع	وقع، يوقع

ي

45	facilitate	<i>ll, assimilated</i>	yassara, yuyassir	ي س ر	يسر، ييسر
----	------------	------------------------	-------------------	-------	-----------

Read this way →

English	Arabic verb	Root	Transliteration	Verb Type	Page Reference
A					
abandon	ترك، يترك	ت ر ك	taraka, yatrak	<i>I, regular</i>	13–17
able (be)	استطاع، يستطيع	ط و ع	istaTaaʿa, yastaTiiʿa	<i>X, hollow</i>	(as istaqaala, yastaqiil) 60
accept	قبل، يقبل	ق ب ل	qabila, yaqbal	<i>I, regular</i>	13–17
accustomed (be)	اعتاد، يعتاد	ع و د	iʿtaada, yaʿtaad	<i>VIII, hollow</i>	(as iHtaaja, yaHtaaj) 60
add	أضاف، يضيف	ض ي ف	ʿaDaafa, yuDiif	<i>IV, hollow</i>	(as ʿaraada, yuriid) 45
adjust	عدّل، يعدّل	ع د ل	ʿaddala, yuʿaddil	<i>II, regular</i>	(as darrasa, yudarris) 42–43
admire	استحسن، يستحسن	ح س ن	istaHsana, yastaHsin	<i>X, regular</i>	(as istaʿalama, yastaʿalim) 57–58
adopt (measures, etc.)	اتّخذ، يتّخذ	ء خ ذ	ittakhadha, yattakhidh	<i>VIII, hamzated</i>	60
advance	اقترَب، يقترب	ق ر ب	iqtaraba, yaqtarib	<i>VIII, regular</i>	57–58
agree	اتّفق، يتّفق	و ق ف	ittafaqa, yattafiq	<i>VIII, assimilated</i>	60
	وافق، يوافق	و ف ق	waafaqa, yuwaafiq	<i>III, assimilated</i>	45
agree together	توافق، يتوافق	و ف ق	tawaafaqa, yatawaafaq	<i>VI, assimilated</i>	52
allow	سمح، يسمح	س م ح	samuHa, yasmuH	<i>I, regular</i>	13–17
amused (be)	تسلّى، يتسلّى	س ل و	tasallaa, yatasallaa	<i>V, defective</i>	(as tamannaa, yatamannaa) 52
annoyed (be)	تضايق، يتضايق	ض ي ق	taDaayaqa, yataDaayaq	<i>VI, hollow</i>	(as taʿaawana, yataʿaawan) 52
answer	ردّ، يردّ	ر د د	radda, yarudd	<i>I, doubled</i>	31
	أجاب، يجيب	ج و ب	ʿajaba, yajjib	<i>IV, hollow</i>	(as ʿaraada, yuriid) 45
apologize	اعتذر، يعتذر	ع ذ ر	iʿtadhara, yaʿtadhir	<i>VIII, regular</i>	(as iqtaraba, yaqtarib) 57–58
appear	بدأ، يبدو	ب د و	badaa, yabduu	<i>I, defective</i>	(as shakaa, yashkuu) 27–28
	ظهر، يظهر	ظ ه ر	Zahara, yaZhar	<i>I, regular</i>	13–17
appoint	ندب، يندب	ن د ب	nadaba, yandub	<i>I, regular</i>	13–17
approach	اقترَب، يقترب	ق ر ب	iqtaraba, yaqtarib	<i>VIII, regular</i>	57–58
approve	رضي، يرضي	ر ض ي	raDiya, yarDaa	<i>I, defective</i>	(as nasiya, yansaa) 27–28
argue	جادل، يجادل	ج د ل	jaadala, yajaadil	<i>III, regular</i>	(as saabaqa, yusaabiq) 42–43
arrange	رتّب، يرتّب	ر ت ب	rattaba, yurattib	<i>II, regular</i>	(as darrasa, yudarris) 42–43
arrive	وصل، يصل	و ص ل	waSala, yaSil	<i>I, assimilated</i>	21–22
ask	سأل، يسأل	س ء ل	saʿala, yasʿal	<i>I, hamzated</i>	35–36
ask for permission	استأذن، يستأذن	ء ذ ن	istaʿdhana, yastaʿdhin	<i>X, hamzated</i>	(as istaʿjara, yastaʿjir) 60

attempt	سعي، يسعى	س ع ي	sa'ciya, yas'aa	<i>I, defective</i>	(as nasiya, yansaa) 27–28
attend	حضر، يحضر	ح ض ر	HaDara, yaHDur	<i>I, regular</i>	13–17
attention: pay attention	انتبه، ينتبه	ن ب ه	intabaha, yantabih	<i>VIII, regular</i>	(as iqtaraba, yaqtarib) 57–58

B

bang	قرع، يقرع	ق ر ع	qara'ea, yaqra'ea	<i>I, regular</i>	13–17
bathe	استحمّ، يستحمّ	ح م م	istaHamma, yastaHimm	<i>X, doubled</i>	(as istamarra, yastamiir) 60
be	كان، يكون	ك و ن	kaana, yakuun	<i>I, hollow</i>	(as zaara, yazuur) 23–25
be: not to be	ليس	—	laysa	—	101
be about to	كاد، يكاد	ك و د	kaada, yakaad	<i>I, hollow</i>	(as naama, yanaam) 23–25
beautiful (be)	حسن، يحسن	ح س ن	Hasana, yaHsun	<i>I, regular</i>	13–17
become	صار، يصير	ص ي ر	Saara, yaSiir	<i>I, hollow</i>	(as Taara, yaTiir) 23–25
	أصبح، يصبح	ص ب ح	'aSbaHa, yuSbiH	<i>IV, regular</i>	(as 'a'elama, yu'elim) 42–43
begin	بدأ، يبدأ	ب د ء	bada'a, yabda'	<i>I, hamzated</i>	(as qara'a, yaqra') 35–36
	ابتدأ، يبتدئ	ب د ء	ibtada'a, yabtadi'	<i>VIII, hamzated</i>	60
behave	تصرّف، يتصرّف	ص ر ف	taSarrafa, yataSarraf	<i>V, regular</i>	(as tadhakkara, yatadhakkar) 49–50
believe	اعتقد، يعتقد	ع ق د	i'etaqada, ya'etaqid	<i>VIII, regular</i>	(as iqtaraba, yaqtarib) 57–58
	صدّق، يصدّق	ص د ق	Saddaqa, yuSSadiq	<i>II, regular</i>	(as darrasa, yudarris) 42–43
believe in	أمن، يؤمن	ء م ن	'aamana, yu'min	<i>IV, hamzated</i>	45
benefit	أفاد، يفيد	ف ي د	'afaada, yufiid	<i>IV, hollow</i>	(as 'araada, yuriid) 45
betray	خان، يخون	خ و ن	khaana, yakhuun	<i>I, hollow</i>	(as zaara, yazuur) 23–25
blame	أخذ، يؤاخذ	ء خ ذ	'aakhadha, yu'aakhidh	<i>III, hamzated</i>	45
block	سدّ، يسدّ	س د د	sadda, yasudd	<i>I, doubled</i>	(as radda, yarudd) 31
boil	غلى، يغلي	غ ل ي	ghalaa, yaqlii	<i>I, defective</i>	(as mashaa, yamshii) 27–28
bore (someone)	أسأم، يسئم	س ء م	'as'ama, yu'sim	<i>IV, hamzated</i>	45
borrow	أقترض، يقترض	ق ر ض	iq taraDa, yaqtariD	<i>VIII, regular</i>	(as darrasa, yudarris) 42–43
bow	انحنى، ينحني	ن ح و	inHanaa, yanHanii	<i>VII, defective</i>	60
break	كسر، يكسر	ك س ر	kasara, yaksir	<i>I, regular</i>	13–17
breakfast (have)	فطر، يفطر	ف ط ر	faTara, yafTur	<i>I regular</i>	13–17
breed	ربّى، يربّي	ر ب و	rabbaa, yurabbii	<i>II, defective</i>	45

broken (be)	انكسر، ينكسر	ك س ر	inkasara, yankasir	VII, regular	(as inqalaba, yanqalib) 57–58
build	بني، يبني	ب ن ي	banaa, yabnii	I, defective	(as mashaa, yamshii) 27–28
burn	حرق، يحرق	ح ر ق	Haraqaa, yaHriq	I, regular	13–17
buy	اشترى، يشتري	ش ر ي	ishtaraa, yasharii	VIII, defective	60

C

call out	نادى، ينادي	ن د و	naadaa, yunaadii	III, defective	(as laaqaa, yulaaqii) 45
capsize	انقلب، ينقلب	ق ل ب	inqalaba, yanqalib	VII, regular	57–58
carry	حمل، يحمل	ح م ل	Hamala, yaHmil	I, regular	13–17
catch	مسك، يمسك	م س ك	masaka, yamsik	I, regular	13–17
cause	سبب، يسبب	س ب ب	sabbaba, yusabbib	II, doubled	(as raddada, yuraddid) 45
celebrate	احتفل، يحتفل	ح ف ل	iHtafala, yaHtafil	VIII, regular	(as iqtaraba, yaqtarib) 57–58
change (alter)	غيّر، يغيّر	غ ي ر	ghayyara, yughayyir	II, hollow	(as khawwafa, yukhawwif) 45
change (money)	صرّف، يصرّف	ص ر ف	Sarrafa, yuSarrif	II, regular	(as darrasa, yudarris) 42–43
charge (battery)	شحن، يشحن	ش ح ن	'ahamma, yuhimm	I, regular	13–17
chatter	ثرثر، يثرثر	ث ر ث ر	tharthara, yutharthir	I, quadriliteral	97
choose	اختار، يختار	خ ي ر	ikhtaara, yakhtaar	VIII, hollow	(as iHtaaja, yaHtaaj) 60
clean	نظّف، ينظّف	ن ظ ف	naZZafa, yunaZZif	II, regular	(as darrasa, yudarris) 42–43
climb	تسلّق، يتسلّق	س ل ق	tasallaqa, yatasallaq	V, regular	(as tadhakkara, yataadhakkar) 49–50
coach	درّب، يدرّب	د ر ب	darraba, yudarrib	II, regular	(as darrasa, yudarris) 42–43
cold: be/go cold	برد، يبرد	ب ر د	barada, yabrad	I, regular	13–17
collect	جمع، يجمع	ج م ع	jama'aa, yajma'aa	I, regular	13–17
colored (be)	تلوّن، يتلوّن	ل و ن	talawwana, yatalawwan	V, hollow	52
come	جاء، يجيء	ج ي ء	jaa'a, yajii'	I, hollow, hamzated	99
	أتى، يأتي	ء ت ي	'ataa, ya'tii	I, defective, hamzated	(as mashaa, yamshii) 27–28
command	أمر، يأمر	ء م ر	'amara, ya'mur	I, hamzated	(as 'akhadha, ya'khudh) 35–36
complain	شكا، يشكو	ش ك و	shakaa, yashkuu	I, defective	27–28
confirm	أكّد، يؤكّد	ء ك د	'akkada, yu'akkid	II, hamzated	(as 'aththara, yu'aththir) 45
congratulate	هنّأ، يهنّئ	ه ن ء	hanna', yuhanni'	II, hamzated	45
connect	أوصل، يوصل	و ص ل	'awSala, yuuSil	IV, assimilated	45

construct	أَنْشَأَ، يَنْشِئُ	ن ش ء	'ansha'a, yunshi'	<i>IV, hamzated</i>	45
contact	اتَّصَلَ، يَتَّصِلُ	و ص ل	ittaSala, yattaSil	<i>VIII, assimilated</i>	(as ittafaqa, yattafiq) 60
contain	احتوى، يحتوي	ح و ي	iHtawaa, yaHtawii	<i>VIII, defective</i>	(as ishtaraa, yashitarii) 60
continue	استمرّ، يستمرّ	م ر ر	istamarra, yastamirr	<i>X, doubled</i>	60
converse	تحدث، يتحدث	ح د ث	taHaadatha, yataHaadath	<i>VI, regular</i>	49–50
cook	طبخ، يطبخ	ط ب خ	Tabakha, yaTbukh	<i>I, regular</i>	13–17
cooperate	تعاون، يتعاون	ع و ن	ta'aawana, yata'aawan	<i>VI, hollow</i>	52
cost	كَلَّفَ، يَكْلِفُ	ك ل ف	kallafa, yukallif	<i>II, regular</i>	(as darrasa, yudarris) 42–43
cough	سعل، يسعل	س ع ل	sa'ala, yas'al	<i>I, regular</i>	13–17
count	عدّ، يعدّ	ع د د	adda, ya'udd	<i>I, doubled</i>	(as radda, yarudd) 31
cover	غَطَّى، يَغْطِي	غ ط و	ghaTtaa, yughaTtii	<i>II, defective</i>	(as rabbaa, yurabbii) 45
crackle	طقق، يطقق	ط ق ط ق	TaqTaaqa, yuTaqTiiq	<i>I, quadrilateral</i>	(daHraja, yudaHrij) 97
cross (road, etc.)	عبر، يعبر	ع ب ر	abarara, yabarur	<i>I, regular</i>	13–17
crowd	ازدحم، يزدحم	ز ح م	izdahama, yazdahim	<i>VIII, irregular</i>	55
cut	قصّ، يقصّ	ق ص ص	qaSSa, yaquSS	<i>I, doubled</i>	(as radda, yarudd) 31
	قطع، يقطع	ق ط ع	qaTa'aa, yaqTa'a	<i>I, regular</i>	13–17

D

dance	رقص، يرقص	ر ق ص	raqaSa, yarquS	<i>I, regular</i>	13–17
deal with	عامل، يعامل	ع م ل	aaamala, yu'aamil	<i>III, regular</i>	(as saabaqa, yusaabiq) 42–43
decide	قرّر، يقرّر	ق ر ر	qarrara, yuqarrir	<i>II, regular</i>	(as darrasa, yudarris) 42–43
delegate	ندب، يندب	ن د ب	nadaba, yandub	<i>I, regular</i>	13–17
deliver	وصلّ، يوصلّ	و ص ل	waSSala, yuwaSSil	<i>II, assimilated</i>	45
depart	غادر، يغادر	غ د ر	ghaadara, yughaadir	<i>III, regular</i>	(as saabaqa, yusaabiq) 42–43
	انصرف، ينصرف	ص ر ف	inSarafa, yanSarif	<i>VII, regular</i>	(as inqalaba, yanqalib) 57–58
deposit	أودع، يودع	و د ع	'awda'a, yuudi'a	<i>IV, assimilated</i>	(as 'awSala, yuuSil) 45
describe	وصف، يصف	و ص ف	waSafa, yaSif	<i>I, assimilated</i>	(as waSala, yaSil) 21–22
deserve	استحقّ، يستحقّ	ح ق ق	istaHaqqa, yastaHiqq	<i>X, doubled</i>	(as istamarra, yastamirr) 60
determine	قدّر، يقدر	ق د ر	qaddara, yuqaddir	<i>II, regular</i>	(as darrasa, yudarris) 42–43
die	مات، يموت	م و ت	maata, yamuut	<i>I, hollow</i>	(as zaara, yazuur) 23–25

differentiated (be)	امتاز، يمتاز	م ي ز	imtaaza, yamtaaz	VIII, hollow	(as iHtaaja, yaHtaaj) 60
dine (have dinner)	تعشى، يتعشى	ع ش ي	ta'ashshaa, yata'ashshaa	V, defective	(as tamannaa, yatamannaa) 52
discuss	ناقش، يناقش	ن ق ش	naaqasha, yunaaqish	III, regular	(as saabaqa, yusaabiq) 42–43
dispersed (be)	تفارق، يتفارق	ف ر ق	tafaaraqa, yatafaaraq	VI, regular	(as taHaadatha, yataHaadath) 49–50
distribute	وزع، يوزع	و ز ع	wazza'aa, yuwazzi'aa	II, assimilated	(as waSSala, yuwaSSil) 45
disturbed (be)	اضطرب، يضطرب	ض ر ب	iDTaraba, yaDTarib	VIII, irregular	55–56
divided (be)	انقسم، ينقسم	ق س م	inqasama, yanqasim	VII, regular	(as inqalaba, yanqalib) 57–58
do	عمل، يعمل	ع م ل	amila, yaamal	I, regular	13–17
	فعل، يفعل	ف ع ل	fa'ala, yaf'al	I, regular	13–17
doubt	شكّ، يشكّ	ش ك ك	shakka, yashukk	I, doubled	(as radda, yarudd) 31
download	حمّل، يحمّل	ح م ل	Hammala, yuHammil	II, regular	(as darrasa, yudarris) 42–43
draw (a picture)	رسم، يرسم	ر س م	rasama, yarsum	I, regular	13–17
drink	شرب، يشرب	ش ر ب	shariba, yashrab	I, regular	13–17
drive	قاد، يقود	ق و د	qaada, yaquud	I, hollow	(as zaara, yazuur) 23–25

E

earn	كسب، يكسب	ك س ب	kasaba, yaksib	I, regular	13–17
eat	أكل، يأكل	ء ك ل	'akala, ya'kul	I, hamzated	(as 'akhadha, ya'khudh) 35–36
emigrate	هاجر، يهاجر	ه ج ر	haajara, yuhaajir	III, regular	(as saabaqa, yusaabiq) 42–43
employ	وظّف، يوظّف	و ظ ف	waZZafa, yuwaZZif	II, assimilated	(as waSSala, yuwaSSil) 45
enjoy	استمتع، يستمتع	م ت ع	istamta'aa, yastamti'aa	X, regular	(as ista'alama, yasta'alim) 57–58
enquire	استعلم، يستعلم	ع ل م	ista'alama, yasta'alim	X, regular	57–58
enroll	انضمّ، ينضمّ	ض م م	inDamma, yanDamm	VII, doubled	60
enter	دخل، يدخل	د خ ل	dakhala, yadkhul	I, regular	13–17
equal	ساوى، يساوي	س و ي	saawaa, yusaawii	III, defective	(as laaqaqa, yulaaqii) 45
equal (be)	تكافأ، يتكافأ	ك ف ء	takaafa'a, yatakaafa'	VI, hamzated	52
escape	هرب، يهرب	ه ر ب	haraba, yahrub	I, regular	13–17
establish	أسّس، يؤسّس	ء س س	'assasa, yu'assis	II, doubled, hamzated	(as 'aththara, yu'aththir) 45
estimate	قدّر، يقدر	ق د ر	qaddara, yuqaddir	II, regular	(as darrasa, yudarris) 42–43
examine	امتحن، يمتحن	م ح ن	imtaHana, yamtaHin	VIII, regular	(as iqtaraba, yaqtarib) 57–58

excel	تفوّق، يتفوّق	ف و ق	tafawwaqa, yatafawwaq	V, regular (as tadhakkara, yata dhakkari)	49–50
exclude	استثنى، يستثني	ث ن ي	istathnaa, yastathnii	X, defective	60
exist	كان، يكون	ك و ن	kaana, yakuun	I, hollow (as zaara, yazuur)	23–25
exit	خرج، يخرج	خ ر ج	kharaja, yakhruj	I, regular	13–17
expect	توقع، يتوقع	و ق ع	tawaqqaaع, yatawaqqaaع	V, assimilated	52
explore	استكشف، يستكشف	ك ش ف	istakshafa, yastakshif	X, regular (as istaعlama, yastaعlim)	57–58
extend	امتدّ، يمتدّ	م د د	imtadda, yamtadd	VIII, doubled	60
	مدّ، يمدّ	م د د	madda, yamudd	I, doubled (as radda, yarudd)	31
extinguish	أطفأ، يطفئ	ط ف ء	'aTfa'a, yuTfi'	IV, hamzated (as 'ansha'a, yunshi')	45
extract	استخرج، يستخرج	خ ر ج	istakhraja, yastakhrij	X, regular (as istaعlama, yastaعlim)	57–58

F

facilitate	يسّر، ييسّر	ي س ر	yassara, yuyassir	II, assimilated	45
fail	فشل، يفشل	ف ش ل	fashala, yafshal	I, regular	13–17
fall	سقط، يسقط	س ق ط	saqaTa, yasquT	I, regular	13–17
	وقع، يقع	و ق ع	waqaعa, yaqaع	I, assimilated (as waSala, yaSil)	21–22
familiar (be)	تألف، يتألف	ء ل ف	ta'aalafa, yata'aalaf	VI, hamzated	52
fast	صام، يصوم	ص و م	Saama, yaSuum	I, hollow (as zaara, yazuur)	23–25
fear	خاف، يخاف	خ و ف	khaafa, yakhaaf	I, hollow (as naama, yanaam)	23–25
fed up (be)	سئم، يسأم	س ء م	sa'ima, yas'am	I, hamzated (as sa'ala, yas'al)	35–36
feel	شعر، يشعر	ش ع ر	shaعara, yashعur	I, regular	13–17
fight	قاتل، يقاتل	ق ت ل	qaatala, yuqaatil	III, regular (as saabaqa, yusaabiq)	42–43
fill	ملاّ، يملأ	م ل ء	mala'a, yamla'	I, hamzated (as qara'a, yaqra')	35–36
find	وجد، يجد	و ج د	wajada, yajid	I, assimilated (as waSala, yaSil)	21–22
finish	أنهى، ينهي	ن ه ء	'anhaa, yunhii	IV, defective (as 'aعTaa, yuعTii)	45
	انتهى، ينتهي	ن ه ي	intahaa, yantahii	VIII, defective (as ishtaraa, yashtarii)	60
finished (be)	انقضى، ينقضي	ق ض ي	inqaDaa, yanqaDii	VII, defective (as inHanaa, yanHanii)	60
	تمّ، يتمّ	ت م م	tamma, yatimm	I, doubled (as radda, yarudd)	31
fly	طار، يطير	ط ي ر	Taara, yaTiir	I, hollow	23–25
follow	تبع، يتبع	ت ب ع	tabaعa, yatbaع	I, regular	13–17

follow one another	يتسلسل، يتسلسل	س ل س ل س ل	tasalsala, yatasalsal	<i>II, quadrilateral</i>	(as tafalsafa, yatafalsaf) 98
forget	نسي، ينسى	ن س ي	nasiya, yansaa	<i>I, defective</i>	27–28
found	أنشأ، ينشئ	ن ش ء	'ansha'a, yunshi'	<i>IV, hamzated</i>	45
	أسس، يؤسس	ء س س	'assasa, yu'assis	<i>II, doubled, hamzated</i>	(as 'aththara, yu'athtthir) 45
frighten	خوف، يخوف	خ و ف	khawwafa, yukhawwif	<i>II, hollow</i>	45
fry	قلبي، يقلي	ق ل ي	qalaa, yaqlii	<i>I, defective</i>	(as mashaa, yamshii) 27–28
G					
gamble	قامر، يقامر	ق م ر	qaamara, yuqaamir	<i>III, regular</i>	(as saabaqa, yusaabiq) 42–43
gargle	غرغر، يغرغر	غ ر غ	gharghara, yugharghir	<i>I, quadrilateral</i>	97
get on	ركب، يركب	ر ك ب	rakiba, yarkab	<i>I, regular</i>	13–17
give	أعطى، يعطي	ع ط و	'aṭaa, yuṭii	<i>IV, defective</i>	45
go	ذهب، يذهب	ذ ه ب	dhahaba, yadh-hab	<i>I, regular</i>	13–17
go down	نزل، ينزل	ن ز ل	nazala, yanzil	<i>I, regular</i>	13–17
go out	خرج، يخرج	خ ر ج	kharaja, yakhruj	<i>I, regular</i>	13–17
grow	نما، ينمو	ن م و	namaa, yanmuu	<i>I, defective</i>	(as shakaa, yashkuu) 27–28
H					
hand over	ناول، يناول	ن و ل	naawala, yunaawil	<i>III, hollow</i>	45
happen	حدث، يحدث	ح د ث	Hadatha, yaHduth	<i>I, regular</i>	13–17
hate	كره، يكره	ك ر ه	kariha, yakrah	<i>I, regular</i>	13–17
hear	سمع، يسمع	س م ع	samiʿa, yasmaʿ	<i>I, regular</i>	13–17
heat	سخن، يسخن	س خ ن	sakkhana, yusakkhin	<i>II, regular</i>	(as darrasa, yudarris) 42–43
help	عاون، يعاون	ع و ن	ʿaawana, yuʿaawin	<i>III, hollow</i>	(as naawala, yunaawil) 45
	ساعد، يساعد	س ع د	saʿada, yusaʿaid	<i>III, regular</i>	(as saabaqa, yusaabiq) 42–43
hesitate	تردد، يتردد	ر د د	taraddada, yataraddad	<i>V, doubled</i>	52
hire	استأجر، يستأجر	ء ج ر	ista'jara, yasta'jir	<i>X, hamzated</i>	60
	أجر، يؤجر	ء ج ر	'ajjara, yu'ajjir	<i>II, hamzated</i>	(as 'aththara, yu'athtthir) 45
hit	ضرب، يضرب	ض ر ب	Daraba, yaDrub	<i>I, regular</i>	13–17
hold	مسك، يمسك	م س ك	masaka, yamsik	<i>I, regular</i>	13–17

hope	رجا، يرجو	ر ج و	rajaa, yarijuu	<i>I, defective</i>	(as shakaa, yashkuu) 27–28
	أمل، يأمل	ء م ل	'amala, ya'mul	<i>I, hamzated</i>	(as 'akhadha, ya'khudh) 35–36
hot (be)	سخن، يسخن	س خ ن	sakhana, yaskhun	<i>I, regular</i>	13–17
hum	دندن، يدندن	د ن د ن	dandana, yudandin	<i>I, quadriliteral</i>	97
hurry	أسرع، يسرع	س ر ع	'asraa, yusrii	<i>IV, regular</i>	(as 'aalama, yu'elim) 42–43
hurt	آلم، يؤلم	ء ل م	'aalama, yu'lim	<i>IV, hamzated</i>	(as 'aamana, yu'min) 45

I

imagine	تصوّر، يتصوّر	ص و ر	taSawwara, yataSawwar	<i>V, hollow</i>	(as talawwana, yatalawwan) 52
import	استورد، يستورد	و ر د	istawrada, yastawrid	<i>X, assimilated</i>	(as istawqafa, yastawqif) 60
improve	تحسّن، يتحسّن	ح س ن	taHassana, yataHassan	<i>V, regular</i>	(as tadhakara, yatahakkari) 49–50
	حسن، يحسن	ح س ن	Hassana, yuHassin	<i>II, regular</i>	(as darrasa, yudarris) 42–43
increase	زاد، يزيد	ز ي د	zaada, yaziid	<i>I, hollow</i>	(as Taara, yaTiir) 23–25
indicate	دلّ، يدلّ	د ل ل	dalla, yadull	<i>I, doubled</i>	(as radda, yarudd) 31
	أشار، يشير	ش و ر	'ashaara, yushiir	<i>IV, hollow</i>	(as 'araada, yuriid) 45
influence	أثر، يؤثّر	ء ث ر	'aththara, yu'aththir	<i>II, hamzated</i>	45
influenced (be)	تأثّر، يتأثّر	ء ث ر	ta'aththara, yata'aththar	<i>V, hamzated</i>	52
inform	أعلم، يعلم	ع ل م	'aalama, yu'elim	<i>IV, regular</i>	42–43
	أخبر، يخبر	خ ب ر	'akhbara, yukhbir	<i>IV, regular</i>	(as 'aalama, yu'elim) 42–43
informed about (be)	أطلع، يطّلع	ط ل ع	iTala'a, yaTali'i	<i>VIII, irregular</i>	55–56
inherit	ورث، يرث	و ر ث	waratha, yarith	<i>I, assimilated</i>	(as waSala, yaSil) 21–22
insist	أصرّ، يصرّ	ص ر ر	'aSarra, yuSirr	<i>IV, doubled</i>	(as 'aHabba, yuHibb) 45
inspect	فتّش، يفتّش	ف ت ش	fattasha, yufattish	<i>II, regular</i>	(as darrasa, yudarris) 42–43
intend	نوي، ينوي	ن و ي	nawaa, yanwii	<i>I, defective</i>	(as mashaa, yamshii) 27–28
invite	دعا، يدعو	د ع و	da'aa, yad'uu	<i>I, defective</i>	(as shakaa, yashkuu) 27–28
iron	كوي، يكوي	ك و ي	kawaa, yakwii	<i>I, defective</i>	(as mashaa, yamshii) 27–28

J

jail	سجن، يسجن	س ج ن	sajana, yasjun	<i>I, regular</i>	13–17
join	انضمّ، ينضمّ	ض م م	inDamma, yanDamm	<i>VII, doubled</i>	60
judge	قضى، يقضي	ق ض ي	qaDaa, yaqDii	<i>I, defective</i>	(as mashaa, yamshii) 27–28

jump قفز، يقفز ق ف ز qafaza, yaqfiz *l, regular* 13–17

K

kill قتل، يقتل ق ت ل qatala, yaqtul *l, regular* 13–17

knock (on door, etc.) طرق، يطرق ط ر ق Taraqa, yaTruq *l, regular* 13–17

know علم، يعلم ع ل م alima, yaalam *l, regular* 13–17

عرف، يعرف ع ر ف arafa, yarif *l, regular* 13–17

L

land هبط، يهبط ه ب ط habaṬa, yahbuṬ *l, regular* 13–17

last دام، يدوم د و م daama, yaduum *l, hollow* (as zaara, yazuur) 23–25

late (be) تأخر، يتأخر ء خ ر ta'akhkhara, yata'akhkhar *V, hamzated* (as ta'athhara, yata'aththar) 52

laugh ضحك، يضحك ض ح ك DaHika, yaDHak *l, regular* 13–17

lazy (be) يتكاسل، يتكاسل ك س ل takaasala, yatakaasal *VI, regular* (as taHaadatha, yataHaadath) 49–50

learn تعلم، يتعلم ع ل م ta'allama, yata'allam *V, regular* (as tadhakkara, yatadhakkar) 49–50

leave (abandon) ترك، يترك ت ر ك taraka, yatrak *l, regular* 13–17

led (be) انقاد، ينقاد ق و د inqaada, yanqaad *VII, hollow* 60

lend أعار، يعير ع و ر 'a'araa, yu'air *IV, hollow* (as 'araada, yuriid) 45

liberate أطلق، يطلق ط ل ق 'aṬlaqa, yaṬliq *IV, regular* (as 'alamama, yu'alam) 42–43

lie (tell lies) كذب، يكذب ك ذ ب kadhaba, yakdhib *l, regular* 13–17

lift up رفع، يرفع ر ف ع rafaa, yarfaa *l, regular* 13–17

like أحبّ، يحبّ ح ب ب 'aHabbu, yuHibb *IV, doubled* 45

listen استمع، يستمع س م ع istama'a, yastami'a *VIII, regular* (as iqtaraba, yaqtarib) 57–58

live عاش، يعيش ع ي ش aaasha, ya'iish *l, hollow* (as Taara, yaTiir) 23–25

سكن، يسكن س ك ن sakana, yaskun *l, regular* 13–17

lock قفل، يقفل ق ف ل qafala, yaqfil *l, regular* 13–17

look نظر، ينظر ن ظ ر naZara, yanZur *l, regular* 13–17

lose فقد، يفقد ف ق د faqada, yafqid *l, regular* 13–17

lost: be/get lost تاه، يتوه ت و ه taaha, yatuuH *l, hollow* (as zaara, yazuur) 23–25

love أحبّ، يحبّ ح ب ب 'aHabbu, yuHibb *IV, doubled* 45

lunch (have) تغذى، يتغذى غ د و taghaddaa, yataghaddaa *V, defective* (as tamannaa, yatamannaa) 52

M

make	صنع، يصنع	ص ن ع	Sanaʿa, yaSnaʿ	<i>I, regular</i>	13–17
manage (e.g. business)	أدار، يدير	د و ر	'adaara, yudiir	<i>IV, hollow</i>	(as 'araada, yuriid) 45
manufacture	صنع، يصنع	ص ن ع	Sanaʿa, yaSnaʿ	<i>I, regular</i>	13–17
marry	تزوج، يتزوج	ز و ج	tazawwaja, yatazawwaj	<i>V, hollow</i>	(as talawwana, yatalawwan) 52
massacre	قتل، يقتل	ق ت ل	qattala, yuqattil	<i>II, regular</i>	(as darrasa, yudarris) 42–43
measure	قاس، يقيس	ق ي س	qaasa, yaqiis	<i>I, hollow</i>	(as Taara, yaTiir) 23–25
meet	اجتمع، يجتمع	ج م ع	ijtamaʿa, yajtamiʿ	<i>VIII, regular</i>	(as iqtaraba, yaqtarib) 57–58
	لاقي، يلاقي	ل ق ي	laaqaa, yulaaqii	<i>III, defective</i>	45
	لقى، يلقي	ل ق ي	laqiya, yalqaa	<i>I, meet</i>	(as nasiya, yansaa) 27–28
meet up	تلاقى، يتلاقى	ل ق ي	talaaqaa, yatalaaqaa	<i>VI, defective</i>	52
memorize, save to memory	حفظ، يحفظ	ح ف ظ	HafiZa, yaHfaZ	<i>I, regular</i>	13–17
mention	ذكر، يذكر	ذ ك ر	dhakara, yadhkur	<i>I, regular</i>	13–17
mock	استهزأ، يستهزئ	ه ز ء	istahza'a, yastahzi'	<i>X, hamzated</i>	60
move	تحرك، يتحرك	ح ر ك	taHarraka, yataHarrak	<i>V, regular</i>	(as tadhakara, yataadhakkar) 49–50
	حرك، يحرك	ح ر ك	Harraka, yuHarrik	<i>II, regular</i>	(as darrasa, yudarris) 42–43
mutter	تمتم، يتمتم	ت م ت م	tamtama, yutamtim	<i>I, quadriliteral</i>	97

N

name	سمى، يسمي	س م ي	sammaa, yusammii	<i>II, defective</i>	(as rabbaa, yurabbii) 45
near (be/become)	قرب، يقرب	ق ر ب	qaruba, yaqrub	<i>I, regular</i>	13–17
need	احتاج، يحتاج	ح و ج	iHtaaja, yaHtaaj	<i>VIII, hollow</i>	60

O

occupy (land, etc.)	احتلّ، يحتلّ	ح ل ل	iHtalla, yaHtall	<i>VIII, doubled</i>	(as imtadda, yamtadd) 60
open	فتح، يفتح	ف ت ح	fataHa, yaftaH	<i>I, regular</i>	13–17
oppose	ضادّ، يضاّد	ض د د	Daadd, yuDaadd	<i>III, doubled</i>	45
optimistic (be)	تفأل، يتفأل	ف ء ل	tafa''ala, yatafa''al	<i>V, hamzated</i>	52
organize	نظّم، ينظّم	ن ظ م	naZZama, yunaZZim	<i>II, regular</i>	(as darrasa, yudarris) 42–43
own	ملك، يملك	م ل ك	malaka, yamlik	<i>I, regular</i>	13–17

P

participate	اشترك، يشترك	ش ر ك	ishtaraka, yashtarik	VIII, regular	(as iqtaraba, yaqtarib) 57–58
pass (by)	مرّ، يمرّ	م ر ر	marra, yamurr	I, doubled	(as radda, yarudd) 31
pass, go by	فات، يفوت	ف و ت	faata, yafuut	I, hollow	(as zaara, yazuur) 23–25
pay	دفع، يدفع	د ف ع	dafaعا, yadfaع	I, regular	13–17
perfume (put on)	تعطر، يتعطر	ع ط ر	taعaTTara, yataعaTTar	V, regular	(as tadhakkara, yatadhakkar) 49–50
permit	أذن، يأذن	ء ذ ن	'adhina, ya'dhan	I, hamzated	(as 'akhadha, ya'khudh) 35–36
philosophize	يتفلسف، يتفلسف	ف ل س ف	tafalsafa, yatafalsaf	II, quadriliteral	98
place	وضع، يضع	و ض ع	waDaعا, yaDaع	I, assimilated	(as waSala, yaSil) 21–22
plant	زرع، يزرع	ز ر ع	zaraعa, yazraع	I, regular	13–17
play	لعب، يلعب	ل ع ب	laعiba, yaعab	I, regular	13–17
play (an instrument)	عزف، يعزف	ع ز ف	cazafa, yaعzif	I, regular	13–17
pollute	لوث، يلوّث	ل و ث	lawwatha, yulawwith	II, hollow	(as khawwafa, yukhawwif) 45
polluted (be)	تلوث، يتلوّث	ل و ث	talawwatha, yatalawwath	V, regular	(as tadhakkara, yatadhakkar) 49–50
possess	ملك، يملك	م ل ك	malaka, yamlk	I, regular	13–17
pray	صلى، يصليّ	ص ل و	Sallaa, yuSallii	II, defective	(as rabbaa, yurabbii) 45
precede	سبق، يسبق	س ب ق	sabaqa, yasbiq	I, regular	13–17
predict	تنبأ، يتنبأ	ن ب ء	tanabba'a, yatanabba'	V, hamzated	52
prefer	فضل، يفضل	ف ض ل	faDDala, yufaDDil	II, regular	(as darrasa, yudarris) 42–43
prepare	جهّز، يجهّز	ج ه ز	jahhaza, yujahhiz	II, regular	(as darrasa, yudarris) 42–43
	أعدّ، يعدّ	ع د د	'aadda, yu'add	IV, doubled	(as 'aHabba, yuHibb) 45
present	قدّم، يقدم	ق د م	qaddama, yuqaddim	II, regular	(as darrasa, yudarris) 42–43
print	طبع، يطبع	ط ب ع	Tabaعا, yaTbaع	I, regular	13–17
pronounce	نطق، ينطق	ن ط ق	naTaaqa, yanTuq	I, regular	13–17
protect	حمى، يحمي	ح م ي	Hamaa, yaHmii	I, defective	(as mashaa, yamshii) 27–28
	وقى، يقي	و ق ي	waqaa, yaqii	I, defective	(as mashaa, yamshii) 27–28
prove	دلّ، يدلّ	د ل ل	dalla, yadull	I, doubled	(as radda, yarudd) 31
publish	نشر، ينشر	ن ش ر	nashara, yanshur	I, regular	13–17
pull	شدّ، يشدّ	ش د د	shadda, yashidd	I, doubled	(as radda, yarudd) 31
push	دفع، يدفع	د ف ع	dafaعا, yadfaع	I, regular	13–17

put	وضع، يضع	و ض ع	waDaعa, yaDaع	<i>I, assimilated</i>	(as waSala, yaSil) 21–22
put on (clothes, etc.)	ارتدى، يرتدي	ر د ي	irtadaa, yartadii	<i>VIII, defective</i>	(as ishtaraa, yashtarii) 60

Q

quake	اقشعرّ، يقشعرّ	ق ش ع ر	iqshaعarra, yaqshaعirr	<i>IV, quadriliteral</i>	98
quarrel	جادل، يجادل	ج د ل	jaadala, yajaadil	<i>III, regular</i>	(as saabaqa, yusaabiq) 42–43
question	سأل، يسأل	س ء ل	saa'ala, yusaa'il	<i>III, hamzated</i>	45

R

race	سابق، يسابق	س ب ق	saabaqa, yusaabiq	<i>III, regular</i>	42–43
raise	رَبَّى، يربّي	ر ب و	rabbaa, yurabbii	<i>II, defective</i>	45
raise (lift up)	رفع، يرفع	ر ف ع	rafaعa, yafaع	<i>I, regular</i>	13–17
reach	بلغ، يبلغ	ب ل غ	balagha, yablugh	<i>I, regular</i>	13–17
read	قرأ، يقرأ	ق ر ء	qara'a, yaqra'	<i>I, hamzated</i>	35–36
read: be read	انقرأ، ينقرئ	ق ر ء	inqara'a, yanqari'	<i>VII, hamzated</i>	60
receive (guests, etc.)	استقبل، يستقبل	ق ب ل	istaqbala, yastaqbil	<i>X, regular</i>	(as istaعlama, yastaعlim) 57–58
record	سجّل، يسجّل	س ج ل	sajjala, yusajjil	<i>II, regular</i>	(as darrasa, yudarris) 42–43
red: turn red	احمرّ، يحمرّ	ح م ر	iHmarra, yaHmarr	<i>IX, regular</i>	54
refresh	أنعش، ينعش	ن ع ش	'anعasha, yunعish	<i>IV, regular</i>	(as 'aعlama, yuعlim) 42–43
refuse	رفض، يرفض	ر ف ض	rafaDa, yarfuD	<i>I, regular</i>	13–17
regret	أسف، يأسف	ء س ف	'asifa, ya'saf	<i>I, hamzated</i>	(as 'akhadha, ya'khudh) 35–36
relax	استراح، يستريح	ر و ح	istaraaHa, yastariiH	<i>X, hollow</i>	(as istaqaala, yastaqiil) 60
remain	بقي، يبقى	ب ق ي	baqiya, yabqaa	<i>I, defective</i>	(as nasiya, yansaa) 27–28
remember	تذكّر، يتذكّر	ذ ك ر	tadhakkara, yatadhakkar	<i>V, regular</i>	49–50
remind	ذكّر، يذكر	ذ ك ر	dhakkara, yudhakkir	<i>II, regular</i>	(as darrasa, yudarris) 42–43
remove	أخرج، يخرج	خ ر ج	'akhraja, yukhrij	<i>IV, regular</i>	(as 'aعlama, yuعlim) 42–43
rent	استأجر، يستأجر	ء ج ر	ista'jara, yasta'jir	<i>X, hamzated</i>	60
	أجر، يؤجر	ء ج ر	'ajjara, yu'ajjir	<i>II, hamzated</i>	(as 'aththara, yu'aththir) 45
repair	صلّح، يصلّح	ص ل ح	SallaHa, yuSalliH	<i>II, regular</i>	(as darrasa, yudarris) 42–43
	أصلّح، يصلّح	ص ل ح	'aSlaHa, yuSliH	<i>IV, regular</i>	(as 'aعlama, yuعlim) 42–43

repeat	كّرر، يكرّر	ك ر ر	karrara, yukarrir	<i>II, doubled</i>	(as raddada, yuraddid) 45
	ردّد، يردّد	ر د د	raddada, yuraddid	<i>II, doubled</i>	45
reply	ردّة، يردّة	ر د د	radda, yarudd	<i>I, doubled</i>	31
request	رجاء، يرجو	ر ج و	rajaa, yarijuu	<i>I, defective</i>	(as shakaa, yashkuu) 27–28
	طلب، يطلب	ط ل ب	Talaba, yaTlub	<i>I, regular</i>	13–17
reserve	حجز، يحجز	ح ج ز	Hajaza, yaHjiz	<i>I, regular</i>	13–17
resign	استقال، يستقيل	ق ي ل	istaqaala, yastaqiil	<i>X, hollow</i>	60
respect	احترم، يحترم	ح ر م	iHtarama, yaHtarim	<i>VIII, regular</i>	(as iqtaraba, yaqtarib) 57–58
rest	استراح، يستريح	ر و ح	istaraaHa, yastariiH	<i>X, hollow</i>	(as istaqaala, yastaqiil) 60
return	عاد، يعود	ع و د	eaada, yaEuud	<i>I, hollow</i>	(as zaara, yazuur) 23–25
	رجع، يرجع	ر ج ع	rajaa, yarjaa	<i>I, regular</i>	13–17
reward	كافأ، يكافئ	ك ف ء	kaafa'a, yukaafi'	<i>III, hamzated</i>	45
ride	ركب، يركب	ر ك ب	rakiba, yarkab	<i>I, regular</i>	13–17
rise	ارتفع، يرتفع	ر ف ع	irtafa'a, yartafi'a	<i>VIII, regular</i>	(as iqtaraba, yaqtarib) 57–58
roll	دحرج، يدحرج	د ح ر ج	daHraja, yudaHrij	<i>I, quadriliteral</i>	97
run	جری، يجري	ج ر ي	jaraa, yajrii	<i>I, defective</i>	(as mashaa, yamshii) 27–28

S

sad (be)	ابتأس، يبتأس	ب ء س	ibta'asa, yabta'is	<i>VIII, hamzated</i>	60
save (money, etc.)	ادّخر، يدّخر	د خ ر	iddakhara, yaddakhir	<i>VIII, irregular</i>	55
say	قال، يقول	ق و ل	qaala, yaquul	<i>I, hollow</i>	(as zaara, yazuur) 23–25
search	بحث، يبحث	ب ح ث	baHatha, yabHath	<i>I, regular</i>	13–17
	فتّش، يفتّش	ف ت ش	fattasha, yufattish	<i>II, regular</i>	(as darrasa, yudarris) 42–43
season (food)	تّبّل، يتّبّل	ت ب ل	tabbala, yutabbil	<i>II, regular</i>	(as darrasa, yudarris) 42–43
see	رأى، يرى	ر ء ي	ra'aa, yaraa	<i>I, defective, hamzated</i>	100
seem	بدا، يبدو	ب د و	badaa, yabduu	<i>I, defective</i>	(as shakaa, yashkuu) 27–28
sell	باع، يبيع	ب ي ع	baa'a, yabii'a	<i>I, hollow</i>	(as Taara, yaTiir) 23–25
send	أرسل، يرسل	ر س ل	'arsala, yursil	<i>IV, regular</i>	(as 'a'alamu, yu'elim) 42–43
set off (something)	أطلق، يطلق	ط ل ق	'aTlaqa, yaTliq	<i>IV, regular</i>	(as 'a'alamu, yu'elim) 42–43
share (in)	شارك، يشارك	ش ر ك	shaaraka, yushaarik	<i>III, regular</i>	(as saabaqa, yusaabiq) 42–43

shop, go shopping	تسوّق، يتسوّق	س و ق	tasawwaqa, yatasawwaq	V, hollow	(as talawwana, yatalawwan) 52
shorten	يختصر، يختصر	خ ص ر	ikhtaSara, yakhtaSir	VIII, regular	(as iqtaraba, yaqtarib) 57–58
shout	صاح، يصيح	ص ي ح	SaaHa, yaSiIH	I, hollow	(as Taara, yaTiir) 23–25
show	عرض، يعرض	ع ر ض	araDa, yaariD	I, regular	13–17
shudder	اقشعرّ، يقشعرّ	ق ش ع ر	iqshaarra, yaqshaairr	IV, quadriliteral	98
shut	قفّل، يقفل	ق ف ل	qafala, yaqfil	I, regular	13–17
sign	وقع، يوقع	و ق ع	waqqaاع, yuwaqqiاع	II, assimilated	(as waSSala, yuwaSSil) 45
sing	غنى، يغني	غ ن ي	ghannaa, yughanii	II, defective	(as rabbaa, yurabbii) 45
sit	جلس، يجلس	ج ل س	jalasa, yajlis	I, regular	13–17
sleep	نام، ينام	ن و م	naama, yanaam	I, hollow	23–25
slow (be)	بطؤ، يبطؤ	ب ط ء	baTu'a, yabTu'	I, hamzated	35-36
smash	كسّر، يكسّر	ك س ر	kassara, yukassir	II, regular	(as darrasa, yudarris) 42–43
smell	شمّ، يشمّ	ش م م	shamma, yashumm	I, doubled	(as radda, yarudd) 31
smile	ابتسم، يبتسم	ب س م	ibtasama, yabtasim	VIII, regular	(as iqtaraba, yaqtarib) 57–58
smoke	دخّن، يدخّن	د خ ن	dakhkhana, yudakhkhin	II, regular	(as darrasa, yudarris) 42–43
speak	تحدّث، يتحدّث	ح د ث	taHaddatha, yataHaddath	V, regular	(as tadhakara, yatadhakar) 49–50
stand	وقف، يقف	و ق ف	waqafa, yaqif	I, assimilated	(as waSala, yaSil) 21–22
stay (remain)	بقي، يبقى	ب ق ي	baqiya, yabqaa	I, defective	(as nasiya, yansaa) 27–28
steal	سرق، يسرق	س ر ق	saraqa, yasraq	I, regular	13–17
stop	توقّف، يتوقّف	و ق ف	tawaqqafa, yatawaqqaf	V, assimilated	(tawaqqaac, yatawaqqaac) 52
	وقف، يقف	و ق ف	waqafa, yaqif	I, assimilated	(as waSala, yaSil) 21–22
stop (desist)	امتنع، يمتنع	م ن ع	imtanaاع, yamtaniاع	VIII, regular	(as iqtaraba, yaqtarib) 57–58
stop (someone)	استوقف، يستوقف	و ق ف	istawqafa, yastawqif	X, assimilated	60
store	ادّخر، يدّخر	د خ ر	iddakhara, yaddakhir	VIII, irregular	55
strengthen	شدّ، يشدّ	ش د د	shadda, yashidd	I, doubled	(as radda, yarudd) 31
stretch	مدّ، يمدّ	م د د	madda, yamudd	I, doubled	(as radda, yarudd) 31
strive	سعى، يسعى	س ع ي	sa'iya, yas'aa	I, defective	(as nasiya, yansaa) 27–28
study	درس، يدرس	د ر س	darasa, yadrus	I, regular	13–17
	ذاكر، يذاكر	ذ ك ر	dhaakara, yudhaakir	III, regular	(as saabaqa, yusaabiq) 42–43

succeed	نَجَحَ، يَنْجَحُ	ن ج ح	najaḥa, yanjaḥ	<i>I, regular</i>	13–17
suitable (be)	لَائِمٌ، يَلَائِمُ	ل ء م	laa'ama, yulaa'im	<i>III, hamzated</i>	(as saa'ala, yusaa'il) 45
summon	دَعَا، يَدْعُو	د ع و	da'aa, yad'uu	<i>I, defective</i>	(as shakaa, yashkuu) 27–28
suspect	شَكَّ، يَشْكُوكَ	ش ك ك	shakka, yashukk	<i>I, doubled</i>	(as radda, yarudd) 31
swallow	بَلَغَ، يَبْلَعُ	ب ل ع	balaa, yablaa	<i>I, regular</i>	13–17
sweep	كَانَسَ، يَكْنَسُ	ك ن س	kanasa, yaknus	<i>I, regular</i>	13–17
swim	سَبَحَ، يَسْبَحُ	س ب ح	sabaḥa, yasbaḥ	<i>I, regular</i>	13–17

T

take	أَخَذَ، يَأْخُذُ	ء خ ذ	'akhadha, ya'khudh	<i>I, hamzated</i>	35–36
take off	أَقْلَعَ، يَقْلَعُ	ق ل ع	'aqlaa, yuqlia	<i>IV, regular</i>	(as 'aalamaa, yu'elim) 42–43
take out	أَخْرَجَ، يَخْرِجُ	خ ر ج	'akhraja, yukhrij	<i>IV, regular</i>	(as 'aalamaa, yu'elim) 42–43
talk	تَحَدَّثَ، يَتَحَدَّثُ	ح د ث	taHaddatha, yataHaddath	<i>V, regular</i>	(as tadhakkara, yatadhakkar) 49–50
	تَكَلَّمَ، يَتَكَلَّمُ	ك ل م	takallama, yatakallam	<i>V, regular</i>	(as tadhakkara, yatadhakkar) 49–50
talk to	حَادَثَ، يَحَادِثُ	ح د ث	Haadatha, yuHaadith	<i>III, regular</i>	(as saabaqa, yusaabiq) 42–43
taste	ذَاقَ، يَذُوقُ	ذ و ق	dhaaqa, yadhuuq	<i>I, hollow</i>	(as zaara, yazuur) 23–25
teach	عَلَّمَ، يَعْلَمُ	ع ل م	allama, yu'allim	<i>II, regular</i>	(as darrasa, yudarris) 42–43
	دَرَّسَ، يَدْرِّسُ	د ر س	darrasa, yudarris	<i>II, regular</i>	42–43
tear	قَطَعَ، يَقْطَعُ	ق ط ع	qaTaa, yaqTaa	<i>I, regular</i>	13–17
tell	قَالَ، يَقُولُ	ق و ل	qaala, yaquul	<i>I, hollow</i>	(as zaara, yazuur) 23–25
	أَخْبَرَ، يَخْبِرُ	خ ب ر	'akhbara, yukhbir	<i>IV, regular</i>	(as 'aalamaa, yu'elim) 42–43
thank	شَكَرَ، يَشْكُرُ	ش ك ر	shakara, yashkur	<i>I, regular</i>	13–17
think	ظَنَّ، يَظُنُّ	ظ ن ن	Zanna, yaZunn	<i>I, doubled</i>	(as radda, yarudd) 31
	فَكَّرَ، يَفَكِّرُ	ف ك ر	fakkara, yufakkir	<i>II, regular</i>	(as darrasa, yudarris) 42–43
throw	رَمَى، يَرْمِي	ر م ي	ramaa, yarmii	<i>I, defective</i>	(as mashaa, yamshii) 27–28
tidy	رَتَّبَ، يَرْتَبُ	ر ت ب	rattaba, yurattib	<i>II, regular</i>	(as darrasa, yudarris) 42–43
tie	عَقَدَ، يَعْقِدُ	ع ق د	aaqada, ya'qid	<i>I, regular</i>	13–17
tire	تَعَبَ، يَتْعَبُ	ت ع ب	ta'iba, yat'ab	<i>I, regular</i>	13–17
touch	لَمَسَ، يَلْمَسُ	ل م س	lamasa, yalmis	<i>I, regular</i>	13–17
train	دَرَّبَ، يَدْرِّبُ	د ر ب	darraba, yudarrib	<i>II, regular</i>	(as darrasa, yudarris) 42–43

translate	ترجم، يترجم	ت ر ج م	tarjama, yutarjim	<i>I, quadrilateral</i>	(as daHraja, yudaHrij) 97
transport	نقل، ينقل	ن ق ل	naqala, yanqul	<i>I, regular</i>	13–17
travel	سافر، يسافر	س ف ر	saafara, yusaafir	<i>III, regular</i>	(as saabaqa, yusaabiq) 42–43
treat (deal with)	عامل، يعامل	ع م ل	eamala, yuEamil	<i>III, regular</i>	(as saabaqa, yusaabiq) 42–43
trust	وثق، يثق	و ث ق	wathaqa, yathiq	<i>I, assimilated</i>	(as waSala, yaSil) 21–22
try	حاول، يحاول	ح و ل	Haawala, yuHaawil	<i>III, hollow</i>	(as naawala, yunaawil) 45
turn	لفّ، يلفّ	ل ف ف	laffa, yaliff	<i>I, doubled</i>	(as radda, yarudd) 31
turn (something) around	أدار، يدير	د و ر	'adaara, yudiir	<i>IV, hollow</i>	(as 'araada, yuriid) 45
turn over (capsize)	انقلب، ينقلب	ق ل ب	inqalaba, yanqalib	<i>VII, regular</i>	57–58
turn (something) over	قلب، يقلب	ق ل ب	qalaba, yaqlib	<i>I, regular</i>	13–17

U

understand	فهم، يفهم	ف ه م	fahima, yafham	<i>I, regular</i>	13–17
use	استخدم، يستخدم	خ د م	istakh dama, yastakhdim	<i>X, regular</i>	(as istaEama, yastaEalim) 57–58
utilize	استعمل، يستعمل	ع م ل	istaEmala, yastaEmil	<i>X, regular</i>	(as istaEama, yastaEalim) 57–58

V

view (watch)	شاهد، يشاهد	ش ه د	shaahada, yushaahid	<i>III, regular</i>	(as saabaqa, yusaabiq) 42–43
visit	زار، يزور	ز و ر	zaara, yazuur	<i>I, hollow</i>	23–25
vote	صوّت، يصوّت	ص و ت	Sawwata, yuSawwit	<i>II, hollow</i>	(as khawwafa, yukhawwif) 45

W

wait	انتظر، ينتظر	ن ظ ر	intaZara, yantaZir	<i>VIII, regular</i>	(as iqtaraba, yaqtarib) 57–58
wake (awaken)	استيقظ، يستيقظ	ي ق ظ	istayqaZa, yastayqiZ	<i>X, assimilated</i>	(as istawqafa, yastawqif) 60
walk	مشى، يمشي	م ش ي	mashaa, yamshii	<i>I, defective</i>	27–28
wander	تجوّل، يتجوّل	ج و ل	tajawwala, yatajawwal	<i>V, hollow</i>	(as talawwana, yatalawwan) 52
want	أراد، يريد	ر و د	'araada, yuriid	<i>IV, hollow</i>	45
	شاء، يشاء	ش ي ء	shaa'a, yashaa'	<i>I, hollow, hamzated</i>	(as naama, yanaam) 23–25
	تمنى، يتمنى	م ن و	tamannaa, yatamannaa	<i>V, defective</i>	52
	وَدّ، يوَدّ	و د د	wadda, yawadd	<i>I, doubled</i>	(as radda, yarudd) 31

wash	غسل، يغسل	غ س ل	ghasala, yaghsil	<i>I, regular</i>	13–17
watch (view)	شاهد، يشاهد	ش ه د	shaahada, yushaahid	<i>III, regular</i>	(as saabaqa, yusaabiq) 42–43
wear	لبس، يلبس	ل ب س	labisa, yalbas	<i>I, regular</i>	13–17
wear out	تعب، يتعب	ت ع ب	ta'aba, yat'ab	<i>I, regular</i>	13–17
weep	بكى، يبكي	ب ك ي	bakaa, yabkee	<i>I, defective</i>	(as masha'a, yamshii) 27–28
welcome	رحب، يرحب	ر ح ب	raHHaba, yuraHHib	<i>II, regular</i>	(as darrasa, yudarris) 42–43
well: do well	أحسن، يحسن	ح س ن	aHsana, yuHsin	<i>IV, regular</i>	(as 'a'alam, yu'alam) 42–43
widespread: become widespread	انتشر، ينتشر	ن ش ر	intashara, yantashir	<i>VIII, regular</i>	(as iqtaraba, yaqtarib) 57–58
win	كسب، يكسب	ك س ب	kasaba, yaksib	<i>I, regular</i>	13–17
	ريح، يريح	ر ب ح	rabaHa, yarbaH	<i>I, regular</i>	13–17
wind	انحنى، ينحني	ن ح و	inHanaa, yanHanii	<i>VII, defective</i>	60
wipe	مسح، يمسح	م س ح	masaHa, yamsaH	<i>I, regular</i>	13–17
wish	تمنى، يتمنى	م ن و	tamannaa, yatamannaa	<i>V, defective</i>	52
	وَدَّ، يوَدُّ	و د د	wadda, yawadd	<i>I, doubled</i>	(as radda, yarudd) 31
withdraw	انسحب، ينسحب	س ح ب	insaHaba, yansaHib	<i>VII, regular</i>	(as inqalaba, yanqalib) 57–58
wonder	تساءل، يتساءل	س ء ل	tasaa'ala, yatasaa'al	<i>VI, hamzated</i>	52
work	عمل، يعمل	ع م ل	amila, yamal	<i>I, regular</i>	13–17
work hard	اجتهد، يجتهد	ج ه د	ijtahada, yajtahid	<i>VIII, regular</i>	(as iqtaraba, yaqtarib) 57–58
write	كتب، يكتب	ك ت ب	kataba, yaktub	<i>I, regular</i>	14–16